

How to apply?

Candidates applying for admission to PG Entrance Test are required to apply only through the website: <http://admissions.stjohns.in>. No other Means/Mode of application will be accepted.

Before final submission of the Online Application, candidates should have scanned images of their (a) Photograph & (b) Signature in CD/DVD/Pen drive as per their convenience. These 2 documents will be required for uploading and submission with your Online Application.

A valid **E-mail** and **Mobile Number** is mandatory for submission of your Online Application. This **E-Mail and Mobile number should be active till the declaration of results**. St John's Medical College will send important information with regard to your application and examination on this registered E-Mail/Mobile number.

Please note that after the final submission of your application form, all particulars mentioned in the online application including Name of the Candidate, Date of Birth, Address, Email ID, etc. will be considered as final. NO further modifications will be allowed/entertained.

Candidates are hence requested to fill in the online application form with the utmost care as no correspondence regarding change of details will be entertained.

IMPORTANT STEPS TO BE FOLLOWED TO FILL THE ONLINE APPLICATION FORM:

Note: Please ensure that the web browser used to fill the online application form is **Internet Explorer version 7 or higher OR Mozilla Firefox version 14 or higher OR Google Chrome version 20 or higher.**

Step 1: Go to <http://admissions.stjohns.in> and click on **Postgraduate** and then click “**Online Application Form**”



St. John's National Academy of Health Sciences
admissions

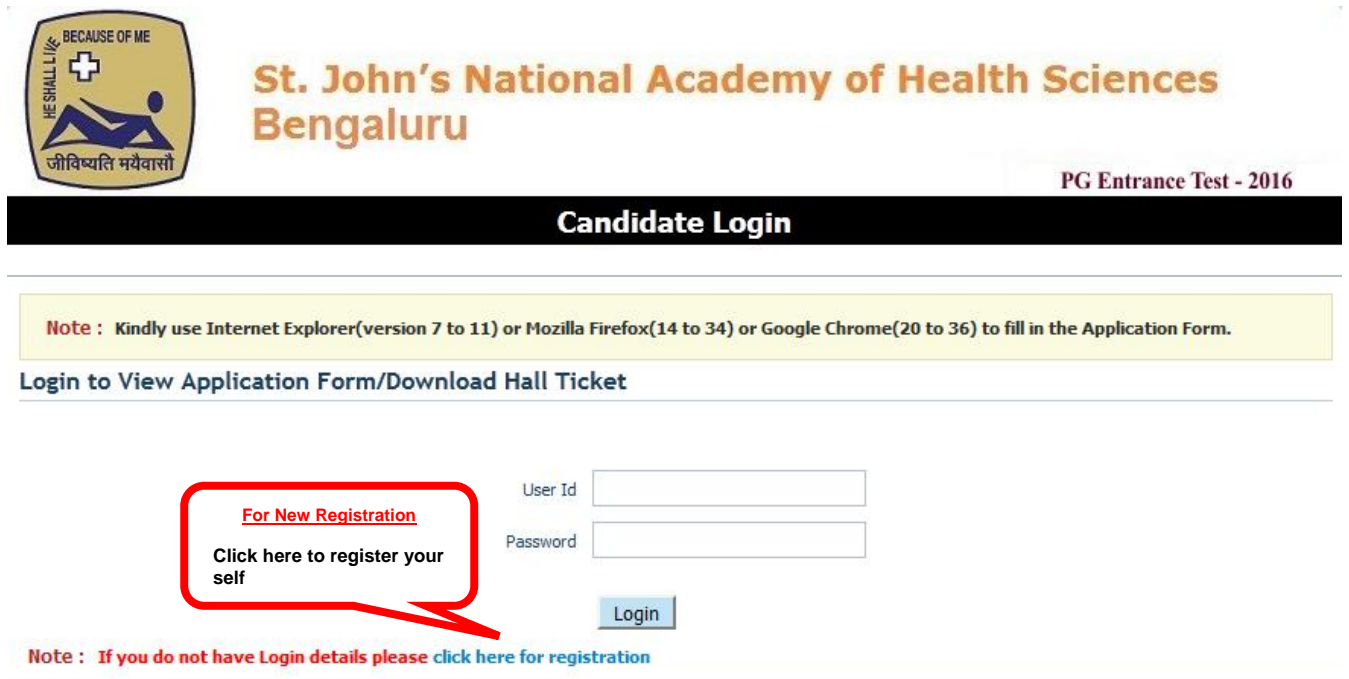
Home About St. John's Postgraduate Super Speciality MBBS Nursing Paramedical & Allied Contact Us

- Courses offered
- Eligibility
- How to Apply
- Selection Process
- Fee Structure
- Important Dates
- Duties & Responsibilities
- Faculty
- Awards & Scholarships
- Download Prospectus
- Online Application Form**
- PG Mock Test
- FAQs

Courses Offered
Eligibility
How to Apply
Selection Process

Postgraduate
The College of Health Sciences, Karnataka and recognised for the following post-graduate degree/diploma courses, with the approval of the Medical Council of India and the Government of Karnataka.

Step 2: If you are a first time user, you will have to first register by clicking on the link provided for registration.



St. John's National Academy of Health Sciences
Bengaluru

PG Entrance Test - 2016

Candidate Login

Note : Kindly use Internet Explorer(version 7 to 11) or Mozilla Firefox(14 to 34) or Google Chrome(20 to 36) to fill in the Application Form.

Login to View Application Form/Download Hall Ticket

For New Registration
Click here to register your self

User Id
Password
Login

Note : If you do not have Login details please [click here for registration](#)

Step 3: Complete the Registration process by providing the details: Salutations (Dr. or Dr. Sr.), Name (as in Std. X Marks Card), Date of Birth, E-mail ID and Indian Mobile Number (DO NOT Prefix '0' or '+91').

Registration Form

*Name of the Candidate: Dr. TEST DB
(Complete name in the same order as found in the SSLC/10th Std Marks Card and it should start with prefix of Dr. / Dr.Sr)

*Date of Birth: 01/01/1980
(Provide your date of birth only as in SSLC/10th Std Marks Card.)

*Mobile Number: 9999999999
(Important communication will be sent to this Mobile Number, ensure its a valid Indian mobile number and correct information is provided)

*Confirm Mobile Number: 9999999999

*Email Address: xyz@test.com
(Important communication will be sent to this E mail id, ensure valid and correct information is provided ex : Email@id.com)

*Confirm Email Address: xyz@test.com

Please enter the letters displayed in the image below.
If the image is not clear, click on "Get a new image"

fehci3j
Type the text shown in the image above.
Enter 7 characters. No spaces.
No special characters.No UPPER CASE.

fehci3j

Declaration

I understand that on completion of Registration Process I will receive a Valid User Id and Password for completing my application process.

I Agree

Submit


Enter Name, DOB, Mobile No., Email Address

Complete the Capcha, Check mark the Agree Box & Click on Submit

On successful submission of the above details, you will receive your **SJMCET User ID** and **Password** through an automated E-Mail on your registered e-mail address and/or SMS on your registered Mobile Number.

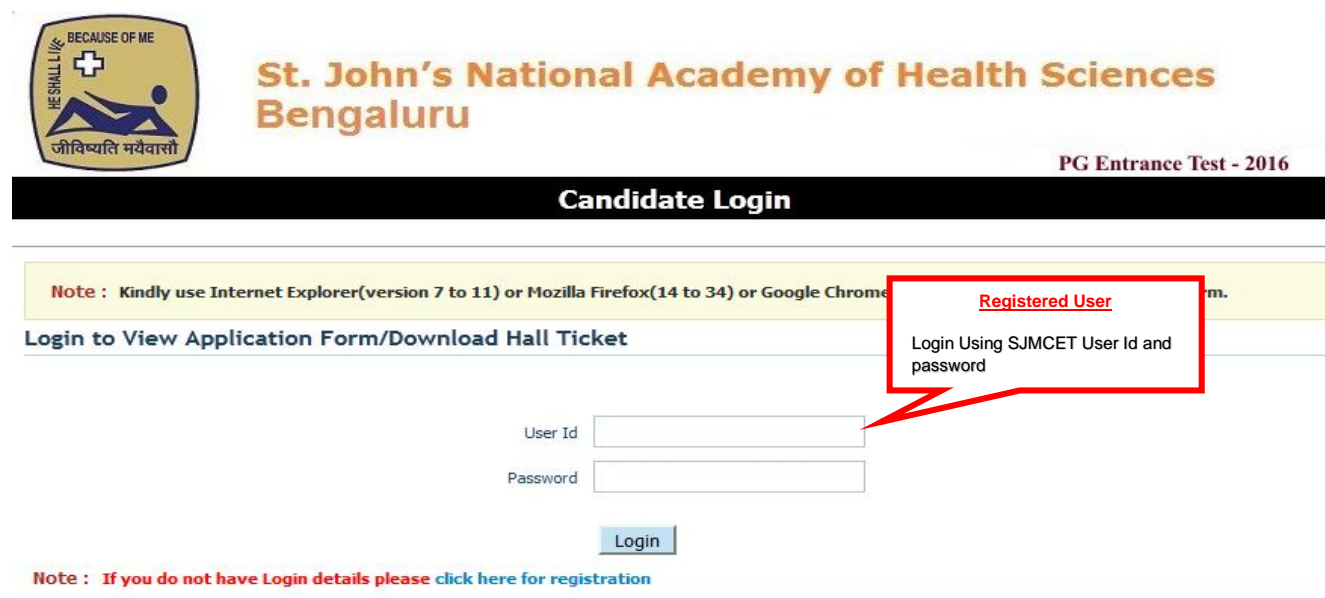
Please Note : Subsequent to receiving your SJMCET User id and Password, you will not be able to edit your Salutation, Name, DOB, E-mail and Mobile Number. In Case you need to change these fields then you will have repeat Step 1 to 3 and obtain a new Candidate ID and Password.

You will get the following Confirmation



The screenshot shows the application confirmation page for the PG Entrance Test - 2016. It features the St. John's National Academy of Health Sciences Bengaluru logo and name. A note states: "Application form has been registered successfully. Kindly Click Edit button on the top right side of this page to proceed." Below this, there is a section titled "Application Form" with the following details: Application Number: 18, Full Name of The Candidate: Dr. SURAKSHIT, Email ID: smiley.bangera@gmail.com, Date of Birth: 14/04/1990, and Mobile No: 9844861589. At the top right, there are buttons for "Print Form", "Continue", and "Logout".

Step 4: If you have received your SJMCET User ID and Password, login from the Main Page using your SJMCET User ID and Password.



The screenshot shows the Candidate Login page for the PG Entrance Test - 2016. It features the St. John's National Academy of Health Sciences Bengaluru logo and name. A note states: "Kindly use Internet Explorer(version 7 to 11) or Mozilla Firefox(14 to 34) or Google Chrome...". Below this, there is a section titled "Candidate Login" with the following text: "Login to View Application Form/Download Hall Ticket". There are input fields for "User Id" and "Password", and a "Login" button. A red box highlights the "Registered User" text and the "Login Using SJMCET User Id and password" text, with a red arrow pointing to the "User Id" input field. At the bottom, there is a note: "If you do not have Login details please click here for registration".

Version 10.00.01

After logging in with SJMCET User ID and Password you can:

- **View** your partially filled application,
- **Edit** your application information (except some fields) by clicking on the **“Continue”** button as shown below and upload the mandatory documents like scanned photographs and signature (in JPG/PEG Format)



St. John's National Academy of Health Sciences Bengaluru

PG Entrance Test - 2016

Print Form Continue Logout

Note : Application form has been registered successfully. Kindly Click Edit button on the top right side of this page to proceed.

Application Form

Application Number: **18**

Full Name of The Candidate: **Dr. SURAKSHIT**

Email ID: **smiley.bangera@gmail.com**

Date of Birth: **14/04/1990**

Mobile No: **9844861589**

Click on Continue to
Access the Application
form

Fill the following details as per the Application Form:-

- Personal Details
- Qualification details
- Experience Details, and
- References.

Notes, Instructions and Important Links will guide you to fill the application accurately. Please read them carefully before filling up and submitting.



St. John's National Academy of Health Sciences Bengaluru

PG Entrance Test - 2016

Application for admission to Postgraduate Courses – 2016-2017

Note : Kindly use Internet Explorer(version 7 to 11) or Mozilla Firefox(14 to 34) or Google Chrome(20 to 36) to fill in the Application Form. Fill in the details and click on **Save and Continue** to proceed. Use Mouse to move between fields for entry of data instead of using Tab Key. Fields marked with * are mandatory.

1 Personal Details

2 Qualification Details

3 Experience Details

4 References

Personal Information

Name of the applicant **Dr. SURAKSHIT**
(Title) (Full Name)

*Name of Father/Mother/Guardian in Full
(Full Name)

After you login, you will be taken to Personal Details Tab

Enter all the details are requested. The columns mentioned with asterix (*) are mandatory. Ensure to refer Eligibility Criteria before filling the details.

Step 5: After filling in all your mandatory details, click on “**Save & Continue**” button at the bottom of the page and verify the details entered by you.


This is also the last chance for you to edit the information provided in your application (except your Name, Email and Mobile Number).

Payment Details

Select the Payment type

Payment Mode Online(Credit card/Debit Card/Net Banking)

Fee Applicable



Get New Image

Type the text shown in the image above.
Enter 7 characters. No spaces.
No special characters.No UPPER CASE.

Help

Declaration

Click on All the Check boxes

- I have seen the fee structure for the Postgraduate Course at St. John's National Academy of Health Sciences as specified in the current prospectus. I am submitting my application for admission to the Postgraduate Course(s) at St. John's National Academy of Health Sciences, being fully aware of the financial implications to me, if admitted and being able to make the necessary arrangements to meet the fee requirements as per the rules of the Institution.
- I agree to submit all original documents and certificates as specified in the prospectus and the application form for verification before the interviews.
- I agree to undergo the course on a full-time basis and shall not engage myself in private practice or consultation of any kind during the period of the course.
- I agree that during my stay at the College, I shall not draw any pay / allowance or fellowship from any other source than permitted by the college.
- In the event of discontinuing my studies for any reason, I agree
To refund the entire stipend given to me by the Institution since joining the Postgraduate Course.
To pay the fees for the remaining period of the course to the Institution
To forfeit all fees and deposits paid to the Institution.
- I am fully aware of this arrangement and understand that this is my obligation to the Institution.
- I certify that my answers above are true and complete to the best of my knowledge. If this application leads to my selection on the basis of false or misleading information in my application or interview may result in my disqualification.

Click on Check box & do submit. Ensure to check the details before submit.

I Agree

Version 10.00.01

You will now be routed to the online Citrus Payment Gateway page as below.

Step 6 : Enter your details on the CITRUS Payment gateway and make the payment using the Credit Card / Debit Card / Net Banking options:-

Pay with your Citrus Account Citrus Checkout

OR

Guest Checkout

* Name:

* Email:

* Address:

* Mobile:

Credit Card Debit Card Net Banking

Card Type:

Card Number:

Name on Card:

Expiry:

CVV:

Save my information with Citrus pay for faster checkout

Rs. 4,000/- [Cancel Transaction](#)

Step 7 : After payment, Check your application payment status with your SJMCET user ID & password. You can now only “View” and/or “Print” your submitted Online Application.

NOTE:

1. PLEASE FILL YOUR APPLICATION FORM WITH UTMOST CARE.
2. TAKE CARE TO UPLOAD THE RIGHT DOCUMENTS FOR YOUR PHOTOGRAPHS and SIGNATURE.
3. IF YOU UPLOAD WRONG DOCUMENTS OR WRONGLY UPLOAD DOCUMENTS IN WRONG PLACE; E.g.: Photo instead of Signature or signature instead of photo THEN YOU WILL HAVE TO RE-APPLY YOUR ONLINE APPLICATION AGAIN.