

FMGE



SCREENING TEST

Information Bulletin

JUNE 2020 Session

◆ Foreign Medical Graduate Examination

This page is intentionally left blank

IMPORTANT DATES

Processes	Timelines
Availability of Information Bulletin	7th July 2020 Onwards
Online Application Submission	8th July (3 PM Onwards) to 22nd July 2020 (Till 11:55PM)
Online Application Submission Process Completes On	22nd July 2020 (Till 11:55 PM)
Edit Window for All Applicants	23rd July to 25th July 2020
Final Edit Window to rectify Deficient Images: <ol style="list-style-type: none">1. Photograph2. Signatures3. Thumb Impression	10th August to 12th August 2020
Last Date for Submission of Deficient Documents: <ol style="list-style-type: none">1. Proof of possessing Primary Medical Qualification2. Eligibility Certificate / Admission Letter3. Identity Proof of Citizenship	20th August 2020 (till 11:55 PM)
Issue of Admit Card	24th August 2020
Examination Date	31st August 2020
Declaration of Result	By 20th September 2020

This page is intentionally left blank.

CONTACT NBE:

- ❖ The information bulletin & website (**www.nbe.edu.in**) shall guide you through the entire process of application submission and help to answer most of your queries. In case you are still facing issues, then NBE Candidate Care Support is available by phone and email.
- ❖ **FMGE June 2020 Session Helpdesk:** A dedicated helpdesk for all FMGE June 2020 session related queries such as online application form submission, admit card, test centre, fee refunds, test day requirements etc shall be available as per details mentioned below:

Helpline Number	022 - 61087595
Email	helpdesknbeexam@gmail.com
Official Website	www.nbe.edu.in

- ❖ **Phone support** will be available during these times:
 - **8th July 2020 - 20th September 2020:** 9:30 AM to 6:00 PM from Monday to Friday
 - **31st August 2020 (Examination day):** 7:00 AM to 7:00 PM
 - NBE Candidate Care will be closed on Saturday, Sunday & Gazetted holidays.

INDEX

- 1. Introduction**
- 2. Information for Candidates**
- 3. Examination Fee**
- 4. Eligibility Criteria**
- 5. Scheme of FMG Examination**
- 6. Admit Card and Test Day Procedures**
- 7. Centre for FMG Examination**
- 8. Instructions to Fill Online FMG Examination Application Form**
- 9. Caution Notice, Non- Disclosure Agreement and Unfair Means**
- 10. Result**
- 11. Communication Protocols**
- 12. Syllabus and Exam Blue Print**

Image Upload Instructions

Annexure

1. Introduction

The FMGE-Screening Test has been introduced through Screening Test Regulations 2002.

As per the regulations, “An Indian citizen/Overseas citizen of India possessing a primary medical qualification awarded by any medical institution outside India who is desirous of getting provisional or permanent registration with Medical Council of India or any State Medical Council on or after 15.03.2002 shall have to qualify a screening test conducted by the prescribed authority for that purpose as per the provisions of section 13 of the Act.

National Board of Examinations (NBE) has been entrusted with the responsibility to conduct the Screening Test as per Screening Test Regulations 2002. Role of NBE is limited to conduct of the test, publishing the result and handing over the result to Medical Council of India & all State Medical Councils.

2. Information for Candidates

- 2.1. As per the current schedule, the Screening Test is conducted by the National Board of Examinations in June and December every year. Due to COVID 19 pandemic, the conduct of June 2020 session has been deferred to August 2020.
- 2.2. The next session of Screening Test shall be held in August 2020 as per schedule detailed under Important Dates and Scheme of Examination.
- 2.3. Candidates are advised to read the Information Bulletin carefully and go through the instructions regarding submission of online application form given in the information bulletin as well as on FMGE index page on NBE website www.nbe.edu.in before starting online submission process for FMGE June 2020 session.
- 2.4. Candidate should ensure that all the information entered during the online submission of application form is correct and factual. Information provided by the candidates in the online application form shall be treated as correct and NBE will not entertain, under any circumstances, any request for change in the information provided by the candidates. The option of editing certain information entered in the application form shall be available to the candidates during the edit window. Please refer **Chapter - 8** for details regarding Edit Window.
- 2.5. NBE itself does not edit / modify / alter any information entered by the candidates at the time of online submission of application form under any circumstances. There is no provision of change in any information after conduct of examination and/or declaration of result. Such requests shall not be entertained.
- 2.6. Application for FMGE June 2020 session can only be submitted online through National Board of Examinations website

www.nbe.edu.in There is no other methodology for application submission. Application submitted through any other mode shall be summarily rejected.

2.7. Applications of candidates producing false or fabricated information shall not be considered and candidates may be further debarred from appearing in any future examinations conducted by NBE or other Institutions.

2.8. Please refer **Chapter - 8** on *Instructions to Fill FMGE Application Form*. Candidates may note that deficiency, if any, in the application form shall be communicated to them.

2.8.1. Deficiency related to images uploaded (photograph, Signatures, Thumb Impression) can be corrected during the **final edit window i.e. 10th August to 12th August 2020**.

2.8.2. Deficiency related to documents uploaded (Proof of possessing Primary Medical Qualification, Eligibility Certificate/ Admission Letter, Identity Proof of Citizenship) can be rectified **latest by 20th August 2020**.

2.8.3. Candidates who fail to submit duly completed applications with requisite documents and/or fail to rectify the deficiencies in their applications by the last date prescribed for rectification shall be declared ineligible. **Admit Card shall not be issued to candidates who are declared ineligible**. In such cases, the entire fees will be forfeited.

2.9. Applications of applicant candidates producing false or fabricated records will not be considered and such applicants will be further debarred from appearing in the future examinations of NBE. Action as deemed appropriate by NBE will be taken if false or fabricated records/ information is submitted or any unfair means are used.

-
- 2.10. Candidates are advised to ensure that no mandatory column in the online application form is left blank. In the event of rejection of the application form, no correspondence/request for re-consideration will be entertained.
- 2.11. Candidates should ensure before submission of online application form that they possess a primary medical qualification, which is confirmed by the concerned Indian Embassy, to be a recognized qualification for enrolment as medical practitioner in the country in which the institution awarding the said qualification is situated. If it is found at any point of time that their primary medical qualification is not recognized, the candidature/result shall be cancelled/ deemed to be cancelled.
- 2.12. Applicants should be in possession of the Primary Medical Qualification i.e. MBBS or Equivalent degree on/before **31st July 2020** and must submit the degree certificate of same while applying for the FMGE. If a candidate fails to substantiate the claim of possessing primary medical qualification by the prescribed cut off date i.e. **31st July 2020** with supportive documents, his/her candidature shall be cancelled.
- 2.13. The foreign medical degrees should be attested either by the Embassy of India or should be Apostilled by the appropriate authority of the foreign country concerned. Kindly note that the apostilled/attestation is to be in accordance with the requirements of Hague Convention of 5 October 1961 abolishing the requirement of legalisation for Foreign Public Document (**Apostille Convention**). For details regarding Apostilled documents, candidates may refer to the website of Ministry of External Affairs (www.meaindia.nic.in)
- 2.14. Applicant candidates may kindly note that appearance in FMGE does not confer any automatic rights to secure provisional or permanent registration with the Medical Council of India or any

State Medical Council. The provisional or permanent registration with the Medical Council of India or any State Medical Council is subject to fulfilling the criteria as per the Indian Medical Council Act.

- 2.15. Candidates should go through this bulletin carefully for eligibility criteria before applying. Queries pertaining to eligibility and other issues will only be entertained if the information requested is not given in the bulletin of information or NBE website. No Queries of the Guardians/Parents will be entertained on telephone with regard to the eligibility and disclosure of the results.
- 2.16. Candidate found ineligible at any stage of FMG Examination, will not be permitted to appear in the examination. In an unlikely event of any ineligible candidate appearing and/or passing the FMG examination, the results/candidature of such candidate shall be cancelled and/or is deemed to be cancelled, even if result has been declared or Pass Certificate has been issued.
- 2.17. NBE reserves the right to withdraw permission, if any, granted inadvertently to any candidate who is not eligible to appear in the FMG Examinations even though the admit card/roll number has been issued or name/roll number is displayed on NBE website.
- 2.18. Fee shall neither be carried forward to a future exams nor refunded under any circumstances.
- 2.19. Candidates' eligibility is purely provisional & is subjected to the fulfilment of eligibility criteria as prescribed in this Information Bulletin.
- 2.20. Instructions in the information bulletin are liable to change based on decisions taken by the NBE from time to time.

-
- 2.21.NBE reserves its absolute rights to alter the examination schedule, pattern, policy and guidelines at any time. The candidate shall have no right whatsoever for claiming/deriving any right from past or present schedule, policy and guidelines of National Board of Examinations.
- 2.22.NBE reserves its absolute right to alter, amend, modify or apply any or some of the instructions/ guidelines contained in this information bulletin.
- 2.23.The existing schedule, pattern, policy and guidelines are for ready reference only but in no way, they are or ought to be treated as representative or acknowledgment of fact that NBE is bound to follow the same in future.
- 2.24.Instructions in the Information Bulletin are liable to change based on decisions taken by the Government / Medical Council / Competent Authority / Court decisions from time to time. Applicants are required to refer to the latest bulletin or corrigendum that may be issued to incorporate these changes. Refer NBE website www.natboard.edu.in and www.nbe.edu.in for latest updates or corrigendum.
- 2.25.Notifications, regulations etc. issued by Government of India/ Medical Council of India time to time may be referred for eligibility criteria, pattern etc.
- 2.26.In case of any ambiguity in interpretation of any of the instructions/ terms/ rules/criteria regarding the determination of eligibility/conduct of examinations/ registration of candidates/ information contained herein, the interpretation of the National Board of Examinations shall be final and binding in nature.
- 2.27.Request shall not be entertained for change in date/center of examination under any circumstances. Candidates are advised not to canvass for such representation.

-
- 2.28. Admit Cards for FMG Examination shall be available to downloaded at NBE website www.nbe.edu.in from **24th August 2020 onwards**. Candidates found ineligible shall not be issued admit cards.
- 2.29. Result of FMG Examination shall be displayed on National Board of Examinations websites www.natboard.edu.in and www.nbe.edu.in
- 2.30. FMGE shall be conducted by NBE at various exam centres engaged for the purpose. Candidates are advised to familiarise themselves with the route and location of the exam centre. Please refer **Chapter - 6** for details of Test Day Procedures.
- 2.31. The examination test centre staff on duty is authorized to verify the identity of candidates and may take steps to verify and record the identity of candidates. Candidates are required to extend requisite cooperation.
- 2.32. Possession/Use of mobile phones/Electronic devices is strictly prohibited in the premises of NBE test Centres. Candidates shall be liable for penal action for Possession/ Use of Mobile phones/ Electronic devices. Please go through guidelines detailed in **Chapter - 9** for use of unfair means in the examination.
- 2.33. **Demo Test:** A demo test shall be available for the benefit of candidates to familiarise themselves with the Computer Based Test format at website www.nbe.edu.in Applicant candidates will be able to access the Demo test from **17th August 2020 onwards**.
- 2.34. The applicant candidates should communicate with National Board of Examinations regarding matters related to FMG Examinations as per prescribed Protocols only, detailed under **Chapter - 11**.

2.35. Candidates are encouraged to communicate through email with dedicated help desk for FMGE June 2020 session at helpdesknbeexam@gmail.com All the correspondence through post should be addressed to the Executive Director, National Board of Examinations, Medical Enclave, Mahatma Gandhi Marg, Ansari Nagar, New Delhi-110029. Candidates are requested to superscribe the envelope with the subject matter of the correspondence for expeditious processing.

2.36. The jurisdiction for court cases/disputes shall be at New Delhi only.

3. Examination Fee

3.1. Examination Fee:

EXAMINATION FEE	GST @ 18%	TOTAL AMOUNT PAYABLE*
Rs. 5500/-	Rs. 990/-	Rs. 6490/-

*Excluding charges as may be applicable by various payment gateways.

- 3.2. Applications forms once submitted cannot be withdrawn. Fee shall neither be carried forward to a future date nor refunded under any circumstances. Any claim for refund, adjustment or carrying forward of Application fee will not be entertained.
- 3.3. **How to pay:** The prescribed exam fee should be remitted through payment gateway provided using a Credit Card or a Debit Card issued by banks in India or other modes as may be made available and have been provided on the web page. Fee can not be deposited through any mode other than the payment gateway available while submitting online application form submission.
- 3.4. Examination fees in respect of candidates who are absent or have been declared ineligible due to any reason shall be forfeited. Candidates are advised to read the screening test regulations and the information bulletin for FMGE June 2020 session carefully and satisfy the terms and conditions for fulfilment of eligibility criteria before proceeding for payment of fees.

4. Eligibility Criteria

The applicant must meet/ fulfil the following criteria:

- 4.1. He / She is a citizen of India or Overseas Citizen of India.
- 4.2. The candidate should possess a primary medical qualification, which is confirmed by the Indian Embassy concerned, to be a recognized qualification for enrolment as medical practitioner in the country in which the institution awarding the said qualification is situated.
- 4.3. Cut-off date for possessing the Primary Medical Qualification is **on or before 31st July 2020**.

Cut-off date for possessing the Primary Medical Qualification
--

31st July, 2020

- 4.4. It is mandatory to submit degree certificate of such a primary medical qualification issued on or before the cut-off date i.e. **31st July 2020**.
- 4.5. In an event of the date of issuance of degree certificate of primary medical qualification being after the prescribed cut-off date i.e. **31st July 2020**, the application form shall be rejected and candidate shall be declared as ineligible.
- 4.6. Candidate seeking provisional or permanent registration in India **shall not have to qualify** the Screening Test if he/she holds an Under Graduate medical qualification from Australia/Canada/New Zealand/United Kingdom/United States of America and the holder thereof has also been awarded a Post Graduate medical qualification in Australia/Canada/New Zealand/ United Kingdom/United States of America and has been recognized for enrolment as medical practitioner in that country.

-
- 4.7. Eligibility of candidates who have obtained their primary medical qualification from Pakistan shall be subject to their security clearance from Ministry of Home Affairs (MHA), Govt of India. The result of such candidates for FMGE shall only be declared on receipt of MHA security clearance as per MoHFW direction vide Letter No C.18018/09/2004-MEP dated 26-11-2018.
- 4.8. Applicant candidates may also refer to Screening Test Regulations, 2002 & all its amendments, Regulations on Graduate Medical Education, Eligibility Certificate Regulations issued by Medical Council of India. The same may be referred to at official website **www.mciindia.org** or may be obtained from **Medical Council of India, Sector-8, Pocket-14, Dwarka, New Delhi.**
- 4.9. Eligibility of candidates who have been issued admit cards for the examination shall be purely provisional subject to “in-person” verification of credentials by National Board of Examinations. Qualified candidates shall be called for “in-person” verification of credentials at National Board of Examinations office after declaration of result.

5. Scheme of FMG Examination

- 5.1. The examination consists of one paper, comprising 300 multiple choice, single correct response questions in English language only, delivered in two parts to be taken in a single day.
- 5.2. The examination shall be a multiple choice questions (MCQs) test delivered using computer network as per prescribed scheme.
- 5.3. Negative Marking: There shall be **no negative marking**.
- 5.4. Allocation of time for the FMGE shall be as follows:

Activities	Part – I (9:00 AM - 11:30 AM)	Part - II (2:00 PM - 04:30 PM)
Allow Candidates to enter the examination centre and Commence Registration	07:00 AM	12:00 PM
Entry closes at Examination Center	08:30 AM	01:30 PM
Grant access for Candidate Login	08:45 AM	01:45 PM
Candidates log in to read instructions	08:50 AM	01:50 PM
Exam Start Time	09:00 AM	02:00 PM
Exam End Time	11:30 AM	04:30 PM

- *FMGE is divided into two parts of 150 questions each with time allocation of 150 minutes for each part. There is a scheduled break between the two parts.*

-
- 5.5. An applicant shall be declared as having passed only if he/she obtains a minimum of 150 marks out of 300 in the examination. Results (Pass/Fail) for eligible candidates will be displayed on NBE website. There is no provision for re-totaling/re-evaluation.
- 5.6. There are no restrictions on number of attempts that can be availed by an applicant. However, FMGE being a qualifying examination, once a candidate qualifies the FMGE, he or she shall not be eligible to take the FMGE again. Any examination taken by a candidate in violation of this clause shall be treated as void and as cancelled.

5.7. Overview of Computer Based Test

Online Application Form Submission

Demo Test (At NBE Website)

Issuance of Admit Cards

Reporting at Test Centre on Schedule Date and Time

Security Check-in Process

Registration for Test + Face ID Capture

Examination Begins

Examination Ends

Exit Face ID Verification

6. Admit Card & Test Day Procedures

- 6.1. **Admit Card:** Admit cards shall be made live on National Board of Examination website www.nbe.edu.in on **24th August 2020**. **Admit cards will not be issued to candidates found ineligible.**
- 6.2. Candidates will be informed through SMS/Email alerts and website notice regarding availability of the admit card on National Board of Examinations website. Admit card will not be sent to the candidates by Post/Email.
- 6.3. Candidates are required to download their admit card from the NBE website and affix firmly their latest passport size photograph in the space provided on the admit card. The photograph must meet following specifications:
- Size of photograph : Minimum 35x45 mm (and not larger than the box printed on admit card for pasting the photograph) with at least 75% area on the photograph should be occupied with the face & head of the candidate.
 - It should be a Colour photograph with white background
 - The photograph needs to display full front view of the face with a neutral expression. No Caps, Stethoscope, Goggles, Ornaments to be worn.
 - The photograph should not have reflection or shadow on the face with red eyes.
 - The photograph needs to be printed on a high quality paper with at least 600 dpi Resolutions.
 - The photograph must not have kinks, scratches and stains.

-
- 6.4. **TEST DAY PROCEDURES:** National Board of Examinations shall be conducting the **Social Distanced - Computer Based Test (SD-CBT)** in safe and secure environment using touch free processes maintaining social distancing norms wherever needed. National Board of Examinations reserves its rights to review the test day processes of conduct of CBT in wake of changing scenario of COVID-19 pandemic.
- 6.5. **Entry of Candidates as per Time Slots given in the Admit Cards:** Candidates are required to report at the 'Reporting Counter' of test venue at as per time indicated in their admit cards. To avoid crowding at the test venue entry, there will be staggered time slots for candidates to report. The reporting counter will close 30 minutes prior to the test start time. This will allow time for security checks, identity verification and checking in for examination.
- 6.6. Candidates reporting late or beyond the prescribed time shall not be allowed to appear in the exam under any circumstances. NBE shall not be responsible for any delayed arrival of the candidate in reaching the centre due to any reason.
- 6.7. **Test Centre Location:** Exact address and location of the test centres shall be indicated in the admit card. Candidates are advised to familiarise themselves with the test centre locations at least one day prior to the examination day and ensure that they report for the exam as per scheduled time only.
- 6.8. Please note that only the candidates who have been issued admit card will be allowed entry inside the examination centre premises subject to fulfilment of documentary requirements.
- 6.9. Friends or relatives accompanying the candidates will not be allowed entry in the examination centre premises under any

circumstances and will not be allowed to contact the candidate while the examination process is ongoing.

6.10. **Barcode/QR Code Reader at Entry Points:** The candidate will flash the admit card and ID proof for verification to the exam functionary standing across the table with barcode/QR code reader. Candidate shall be informed about the assigned lab number. At no time will the exam functionary touch any document of the candidate.

6.11. **Use of Thermo Guns:** All candidates will be checked at the entry point for fever with the thermo guns. In case, any candidate is observed to be having above normal temperature (> 99.14 Degree F) or displaying any symptoms of COVID-19 infection, he/she will be allowed to take the examination in a separate isolation lab.

6.12. Identity checks will be made upon arrival at the test centre to ensure that there are no unauthorized candidates appearing for the exam.

6.13. Candidates **MUST bring** to the test centre the following documents:

6.13.1. Printed copy of Barcoded/QR Coded Admit card with his/her photograph pasted on it.

6.13.2. Any one of the below mentioned Govt issued photo IDs** (must be **original** and **valid/non-expired**):

- ❖ PAN Card
- ❖ Driving License
- ❖ Voter ID
- ❖ Passport
- ❖ Aadhaar Card (with Photograph)

6.14. In case, any candidate reports to the test center with e-Aadhaar Card with Aadhaar number printed on it as proof of identity, the e-Aadhaar Card should be a good quality colour print out with clearly visible photograph. The photograph should not have kinks, scratches and stains, and should definitely match with the candidate presenting the e-Aadhaar Card. Decision of NBE in this regard shall be final”.

*** The name on the photo identification must match with the name as shown on the Admit Card. If name has changed due to marriage etc, candidate must show the relevant document to substantiate claim for change in name (Marriage Certificate/Divorcee Decree/ Legal Name Change Document/ Gazette notification for name change).*

6.15. Candidates without valid ID proof shall not be allowed to enter the examination premises.

6.16. Unfair means case shall be registered against the candidates producing false/forged documents/ID Proofs.

6.17. **SECURITY AT THE TEST CENTRE:** Candidates will **not be allowed** to take the following items **beyond security check point** in examination premises under any circumstances:

- Any stationery item like textual material (printed or written), notes, Plastic Pouch, Calculator, Pen, Writing Pad, Pen Drives, Eraser, etc..
- Any electronic device like Mobile Phone, Bluetooth, Earphones, Microphone, Pager, wrist watch/Health Band, Calculator, Electronic Pen/ Scanner etc.
- All ornaments like bracelets, Ring, Earrings, Nose-pin, Chain/ Necklace, Pendants, Necklace with pendants, Badge, Brooch etc.

-
- Other items like Wallet, Goggles, Handbags, Belt, Cap etc.
 - Any eatable item opened or packed, soft drinks etc.
 - Any other item which could be used for unfair means, for hiding communication devices like wireless/Bluetooth device, spy camera etc.

6.18. Candidates will be permitted to carry certain items with them to the examination lab:

- Face Mask
- Gloves
- Personal Transparent water bottle (The practice of water dispenser shall be discontinued in SD-CBT; Bottled water shall be made available to all candidates)
- Personal hand sanitizer in a transparent bottle (50ml)
- Exam related documents (Admit card, ID Card etc)

Please read the admit card carefully for items permitted to carry inside the examination centres.

6.19. No arrangement will be made at the centres for keeping any articles/items belonging to the candidates. In case any candidate is found in possession of any of the barred items inside the centre beyond the security check point, it will be considered as use of unfair means and action will be taken against the candidate in accordance with the relevant provisions. To avoid any hardship candidates are advised not to bring prohibited items along with them at the test Centre.

6.20. Frisking (Body pat as well as HHMD) will not be done while social distancing is in effect.

-
- 6.21. **Finger Biometrics** of candidates **shall NOT be captured** at the time of registration for the test at test venue in SD-CBT. However, Photograph of the candidates shall be captured on the exam day at the centre. **Face ID shall be verified** at the time of registration for the test and at each bio-break and at the time of exit of the candidate, against the photograph uploaded in the application. Therefore, it is essential to upload a recent photograph in the application as per image upload guidelines prescribed. Candidates are requested to cooperate with this essential activity to avoid any cases of impersonation. This is a security feature which will ensure that only genuine candidate appear for the exam. Any candidate not adhering to the aforementioned security measures will not be allowed to take the test.
- 6.22. After verification of ID and capture of Face ID, candidates will be escorted to the designated computer terminal at the test centre ensuring social distancing and a Invigilator will assist the candidate for check-in process of the test.
- 6.23. Candidates are required to keep their admit card and photo identification with them at all times during the conduct of examination.
- 6.24. Candidates are required to listen to the invigilator's instructions to begin the exam. Each workstation will be blocked from three sides – front, left and right. Candidates are advised not to look around at other candidates as there will be surveillance cameras also that will record video.
- 6.25. Any suspicious or disruptive behaviour on part of the candidate may lead to cancellation of candidature. For any issues during the exam, candidate may raise his or her hand to notify Invigilator.
- 6.26. Manual Attendance with signature and Ink finger print shall not be done in SD-CBT.

6.27. In case of any technical disruption during the test, rest assured that a registered candidate will get complete allocated examination time.

Case	Description of failure	Standard actions taken
1	Disruption happens (e.g Power Failure) during the exam time after the candidates have logged in (either for one or more candidates)	No action necessary. The timer will stop when the failure occurs and will resume when the failure is rectified. There will be no time loss in allocated examination time due to disruption/failure.
2	Candidate machine is locked during the exam. (e.g Loss of connectivity with the Primary Server)	IT Manager in each exam room verifies and unlocks the candidate's account and the timer starts from the same point where the candidate had left. There will be no time loss in allocated examination time due to this locking.
3	Candidate complains of any specific issues in the machine (e.g screen flickering, mouse issue, system getting locked/hanged repeatedly etc)	On reporting of the issue, IT Manager/Invigilator verifies and locks the candidate machine. The candidate is shifted from their allotted seat to a buffer seat in the same or other lab during the examination. There will be no time loss in allocated examination time due to this shifting.

7. Centres for FMG Examination

7.1. The tentative list of cities where FMGE June 2020 session shall be conducted is as follows:

S. No.	City	S. No.	City
1	Ahmedabad	29	Nagpur
2	Ajmer	30	New Delhi
3	Aligarh	31	Noida
4	Bengaluru	32	Patiala
5	Bhopal	33	Patna
6	Bhubaneswar	34	Pune
7	Chennai	35	Ranchi
8	Dehradun	36	Roorkee
9	Ernakulum	37	Shillong
10	Faridabad	38	Sikar
11	Gandhinagar	39	Thiruvananthapuram
12	Ghaziabad	40	Thrissur
13	Greater Noida	41	Truchirappalli
14	Gurugram	42	Visakhapatnam
15	Guwahati		
16	Hyderabad		
17	Jammu		
18	Jodhpur		
19	Kolkata		
20	Kollam		
21	Kottayam		
22	Kozhikode		
23	Lucknow		
24	Madurai		
25	Meerut		
26	Mohali		
27	Mumbai		
28	Muzaffarnagar		

-
- 7.2. The exact venue will be informed to the candidates through admit cards. The Candidates shall make their own arrangement for travel/boarding etc.
- 7.3. At the time of online submission of application form, the applicant candidate will be required to choose the city in which he/she wants to take the test. The choice of city will depend on availability of the test centres in a particular city and **the allotment shall be done on first come first serve basis.**
- 7.4. During submission of online application form, candidate will be able to see only those cities where testing seats are available. While the city will be chosen by the candidate himself / herself at the time of online submission of application form, allotment of test centre/venue in the chosen city shall be done by NBE.
- 7.5. In case testing seat is not available in the State/UT in which the candidate prefers to appear in FMGE, he/she can choose the option OTHERS from the list of States/UTs at the time of selection of the State/UT during online submission of application form. NBE will make all efforts to ensure that the candidate is allotted a testing centre in the State of correspondence address of the candidate. In case testing seat is not available in the concerned State due to logistic, administrative or other reasons, testing centre in a nearby State shall be allocated. Candidates opting for OTHERS option shall be informed about their testing city by **10th August 2020.**
- 7.6. Candidates will be informed regarding their test venue through the admit card.
- 7.7. Requests for change of testing centre / city shall not be entertained. Candidates are advised not to canvass for the same.

8. Instructions to Fill Online FMGE Application Form

- 8.1. **New User Registration:** All candidates desirous of applying for FMGE June 2020 session shall be required to create an online profile of themselves to generate a UserID and Password.
- 8.2. **Applicant Login:** This User ID and Password so created will allow the candidate to login as an applicant for FMGE June 2020 session and register an online application. The “Go To Application” link will allow the applicant to continue with the application submission immediately after user creation.
- 8.3. If the Login password is lost, it can be retrieved by clicking “*Forgot Your Password*”.
- 8.4. **Name of Candidate:** Please mention your **full name as in Primary Medical Qualification Certificate**. Name as entered by the candidate while creating his/her User ID shall be reflected in a non-editable format in his/her examination application form. No change in the name shall be permissible under any circumstances after submission of an application. The candidate shall be required to produce his/her Govt issued ID proof bearing same name at the test centre on the test day to seek entry. It is strongly advised not to submit an application with an error in the candidate’s name as it shall not be allowed to be edited after application submission. If the user has entered his/her name wrongly while registering the user, please create another user with correct name.
- 8.5. **Gender and Date of Birth:** Indicate your gender and Day, Month & Year of your birth. Please enter the correct date of birth carefully while registering the user..

-
- 8.6. **Nationality:** Please enter country of your citizenship. An Indian Citizen should indicate, if he/she is an NRI. If you are an Overseas Citizen of India (OCI), please choose OCI after selecting country of your citizenship. As per Screening Test Regulations, an Indian Citizen or an Overseas Citizen of India alone are eligible to apply for FMGE (Screening Test). If you are citizen of any country other than India or Nepal and not an OCI, you are NOT eligible to apply for FMGE.
- 8.7. **Email ID:** Email ID chosen by the applicant candidate shall be verified through a system generated OTP for user creation. **Same email ID can not be used for registration of any other user concurrently.** Please note that all email correspondence with the applicant candidate shall be done at this email ID only. *Email chosen by the applicant candidate shall be the primary means to communicate with the candidate for examination purposes.* Information related to examinations shall be sent at this email ID. Candidates shall also be able to communicate with National Board of Examinations through this registered email only. Correspondence received from any other email ID of the candidate shall not be entertained. Therefore, candidates are advised to choose the email ID carefully.
- 8.8. **Mobile No:** Please provide the desired mobile number for receiving Examinations related communications sent through SMS. Mobile number chosen by the applicant candidate shall NOT be the primary means to communicate with the candidate for examination purposes.
- 8.9. The UserID/ Application ID and password so generated shall be sent to the registered email ID of the candidate for future records.
- 8.10. The index page of FMGE June 2020 session at National Board of Examinations website www.nbe.edu.in provides a quick link, “**Applicant Login**”. The online application form for FMGE June 2020 session can be accessed through this quick link after successful login.

8.11. The candidate can login using his/her User ID and Password.

8.12. The application submission process can be completed either in a single sitting or in multiple sittings, as per the candidate's choice, during the application submission window. However, once an application is successfully completed & submitted, it shall be available for editing certain field only during the "edit window".

8.13. Candidates are advised not to complete & submit their online application in a haste so as to avoid any errors in providing information.

8.14. The candidate shall be required to provide information as asked under various heads. It is strongly recommended to keep the required information handy before start filing the application. Some of the salient heads in the application form are as under:

8.14.1. Details of Identification:

- *Passport Number and Validity:* Mention details of Passport issued by Govt of India if you are an Indian Citizen. Mention details of passport of your country of citizenship if you are an OCI; An OCI shall be asked to provide OCI Card Number also.
- *Any Other Govt of India issued ID Proof:* Providing details shall be mandatory for Nepalese Citizen or an Indian Citizen who does not have a valid Indian Passport.
- Marks of Identification

8.14.2. Correspondence and Permanent Address

8.14.3. Subjects studied in 10+2 and Percentage/Grades obtained

8.14.4. Details of Primary Medical Qualification

- Date of Starting and Completing the course
- Name of Institute: To locate your medical school in application form in the drop down list, please refer **World Directory of**

Medical Schools available at www.wdoms.org beforehand for easy identification of the name of Country, City and medical school.

8.14.5. **Roll Number of Last FMGE taken:** If you have not applied for Dec 2019/June 2019 but appeared in any previous session of FMGE, please mention the roll number of latest FMGE taken.

8.14.6. **Eligibility Certificate (EC):** You shall be asked to provide status of issuance of EC to you by MCI. If EC is applicable in your case, you shall be required to upload the same under document upload section. If you took admission during the period when obtaining EC from MCI was not required/was exempted by the Govt of India, you shall be required to upload a copy of admission letter confirming the exact date of admission to the primary medical qualification in lieu of EC.

8.15. **Upload of Prescribed Documents & Images (Photograph, Scanned Signatures and Thumb Impression):** The candidate shall be required to upload **scanned copies of following original documents** at indicated places:

- **Primary Medical Qualification Degree certificate** duly attested by embassy of India in the country from where the qualification has been obtained/apostilled in accordance with the requirements of Hague Convention of 5 October 1961 abolishing the requirement of legalisation for Foreign Public Document (Apostille Convention). **Provisional Pass Certificates shall not be considered in lieu of Degree Certificates.**
- The date of issuance of Degree Certificate of Primary Medical Qualification must be on or before the prescribed cut off date i.e. **31st July 2020.**
- **Proof of Citizenship:** *One of the following documents* must be uploaded
 - ❖ Valid Passport issued by Govt of India (Front Page and Last Page of valid passport)
 - ❖ OCI Card + Valid Passport of country of Citizenship (Front Page and Last Page of valid passport)

-
- ❖ One of the Govt of India Issued Photo ID such as Aadhar Card, PAN Card, Voter ID, Driving License (only if above two documents are not applicable)
 - **Eligibility Certificate (EC):** Upload EC issued by MCI. If you took admission during the period when obtaining EC from MCI was not required/ was exempted by the Govt of India, you shall be required to upload a copy of admission letter **categorically confirming the exact date of admission to the primary medical qualification** in place of EC.
 - **Photograph, Scanned Signatures and Thumb Impression:** Please refer Image Upload Instructions available at NBE website www.nbe.edu.in and at the end of this information bulletin for details of specifications for uploading photograph, signatures and thumb impression. Images which are not as per prescribed specification shall not be considered and may lead to rejection of the application.

8.16. Candidates who have appeared in Foreign Medical Graduate Examination in the past and have been declared unsuccessful and have submitted their scanned documents to NBE on an earlier occasion **are also required to submit** their scanned documents as detailed above while applying for FMGE June 2020 session.

8.17. The test city can be selected from available choices **on first come first serve basis**. While the city will be chosen by the candidate himself / herself at the time of online submission of application form, allotment of test centre/venue in the chosen city shall be done by NBE.

8.18. In case testing seat is not available in the State/UT in which the candidate prefers to appear in FMGE, he/she can choose the option OTHERS from the list of States/UTs at the time of selection of the State/UT during online submission of application form. NBE will make all efforts to ensure that the candidate is allotted a testing centre in the State of correspondence address of the candidate. In case testing seat is not available in the concerned State due to logistic, administrative or other reasons, testing centre

in a nearby State shall be allocated. Candidates opting for OTHERS option shall be informed about their testing city by **10th August 2020**.

8.19. After selection of test city, the candidate shall be required to pay the prescribed examination fee online. The fee can not be paid through any mode other than the payment gateway available in online application form.

8.20. Candidates shall be prompted to preview the entire application before submission in order to make any corrections, if so required. They shall be required to submit the application after agreeing to the “declaration”. This shall complete the entire process of application submission.

8.21. **Acknowledgement of Application Submission:** An acknowledgement email shall be sent to the registered email ID confirming submission of an application by the candidate.

8.22. **Edit Window:** Candidates who have successfully submitted their application during Application Submission window shall only be allowed to edit their applications during **23rd July to 25th July 2020**. No new application can be registered during edit window.

8.23. All *editable fields* in the application form shall be open for the candidate to make any corrections, if so required. Details of field which can not be edited are mentioned below.

8.24. Information entered in the application form can be changed during the “Edit Window”. **However, following fields in the application form shall remain non-editable:**

- Name of the Candidate
- Email ID
- Nationality
- Test City

8.25.No editing in information provided shall be permissible in the application form, once edit window is over.

8.26.NBE disclaims any liability that may arise due to incorrect information provided by the candidate during online application form submission.

8.27.NBE does not edit /modify/alter any information entered by the candidates at the time of online submission of application form under any circumstances.

8.28.Subsequent to closure of edit window, deficiency, if any, in the application form shall be communicated to concerned candidates:

8.28.1.Deficiency related to images uploaded (photograph, Signatures, Thumb Impression) can be corrected during the **final edit window i.e. 10th August to 12th August 2020.**

8.28.2.Deficiency related to documents uploaded (Proof of possessing Primary Medical Qualification, Eligibility Certificate/ Admission Letter, Identity Proof of Citizenship) can be rectified **latest by 20th August 2020.**

8.29.Candidates who fail to submit duly completed applications with requisite documents and/or fail to rectify the deficiencies in their applications by the last date prescribed for rectification shall be declared ineligible. **Admit Card shall not be issued to candidates who are declared ineligible.** In such cases, the entire fees will be forfeited.

8.30.**Online Deficient Document Submission Portal:** The deficiency, if any, in document(s) uploaded by the candidates in application form (such as EC, Passport, Proof of Passing etc) shall be communicated through an **Online Deficient Document Submission Portal.**

8.31. The Online Deficient Document Submission Portal can be accessed through following weblink: <http://exam.natboard.edu.in/fmge.php>

8.32. Candidates can access the deficiencies communicated by NBE by entering their Application ID and Date of Birth at indicated places on the portal. The portal would allow to respond to queries as well as to upload documents, if so asked.

8.33. **Deficiency related to Images Uploaded:** The corrections in images uploaded (i.e. Photographs, Signatures and Thumb impression), if required, shall be communicated through emails at registered email ID of concerned candidates only.

8.34. Such candidates shall be able to access the application form during a **“Final Edit Window” during 10th August to 12th August 2020** through applicant login. Only those images which require corrections shall be editable during this final edit window.

8.35. Candidate may kindly note that the following documents may also be asked by NBE to be submitted at any time, if any doubt arises during the determination of eligibility of the candidate.

- * Copy of Address Proof (PAN Card/Voter ID/Passport/ Driving License/ Aadhar Card).
- * Latest Passport size Photographs
- * Copy of Date of Birth Proof (Certificate of Matriculation).
- * Copy of 10+2 passing certificate.
- * Copy of 10+2 mark sheet.
- * Copy of internship certificate (if done abroad).
- * Copy of fail certificate/ result for Ex-candidates.
- * **Equivalence Certificate:** From Association of Indian Universities (for candidates who have done 10+2 abroad).

Summary of Steps in Online Application Form Submission

8.36. The following sequence shall be observed while filing the online application form:

- *Fill the user registration form to generate User ID/Application ID and Password.*
- *User ID and Password will be sent through SMS and Email.*
- *Complete the application form and upload your Photograph, Scanned signature, Thumb impression & Prescribed documents.*
- *Choose your Test City and pay Examination Fee*
- *Agree to the declaration and Submit Application*
- *Take a print out of the filled Application form with Transaction ID printed on it for records.*

9. Caution Notice, Non- Disclosure Agreement and Unfair Means

A. Caution Notice

- 9.1. The official website of NBE are www.natboard.edu.in and www.nbe.edu.in Candidates are advised to refer for any information about NBE and Examinations conducted by NBE only through these websites links. Please refer FMGE index page on NBE website **www.nbe.edu.in** and Information Bulletin uploaded therein for authentic information and periodic updates about the FMGE.
- 9.2. Candidates are hereby advised not to be allured or misled by unscrupulous agents /touts making false and bogus claims of helping any candidate in any means by such spoofed emails/SMS or forged documents.
- 9.3. NBE does not send any email or SMS to candidates regarding securing good marks/merit position in any of the exams conducted by NBE.
- 9.4. Be aware when getting any email or SMS in the name of NBE, please cross verify information received through SMS in name of NBE with a corresponding Email/NBE Website update.
- 9.5. Candidates are also advised to use the email IDs/contact numbers for communication with NBE which are provided on the NBE websites time to time.
- 9.6. In case candidates are approached by any unscrupulous agents/ touts promising any such undue favour through any spoofed emails/SMS or telephone call or forged documents or personally

the same may be reported to NBE through email mail@natboard.edu.in or to the local police for further investigation.

B. Non Disclosure Agreement

- 9.7. FMGE is a proprietary examination and is conducted only by National Board of Examinations. The contents of this exam are confidential, proprietary and are owned by National Board of Examinations. NBE explicitly prohibits the candidate, from reproducing, transmitting or publishing any or some contents of this exam, in whole or in part, in any form or by any means verbal or written, electronic or mechanical for any purpose whatsoever. NBE shall not entertain any request for sharing any content of the examination including answer keys/answer sheets.
- 9.8. No content of this exam must be shared with friends, acquaintances or third parties including sharing through online means or via social media. Social media includes but not limited to SMS, Whatsapp, Facebook, Twitter, Hangouts, Blogs etc. using either one's own account or proxy account(s).
- 9.9. By registering for and /or appearing in FMGE the candidate explicitly agrees to the above Non Disclosure Agreement and general terms of use for FMGE as contained in this Information Bulletin, FMGE website.
- 9.10. Violation of any act or breach of the same shall be liable for penal action and cancellation of the candidature at the bare threshold.

C. Unfair Means

If during the course of training/examination, a candidate is found indulging in any of the following, he/she shall be deemed to have used unfair means.

-
- 9.11.If a candidate is found to have made a wrong statement in his/her application form for appearance in the examinations / counseling / admission to the training or has attempted to secure or has secured admission to any of the examinations/courses of NBE by making a false statement or by production of a false/forged document .
- 9.12.If at any stage a candidate has tampered with any entry in the certificate or statement of marks or any certificate issued by any governmental or non-governmental body or any other document that has been issued to him/ her by NBE.
- 9.13.Use/possession of any kind of electronic gadgets including mobile phones with or without internet (whether the gadgets are actually used or not).
- 9.14.A candidate found copying from notes written on any part of his/her clothing, body, desk or table or instrument like setsquares, protractors, scales etc. or who is found guilty of concealing, disfiguring, rendering illegible, swallowing or destroying any notes or papers or material found with him/her or found exchanging answer book or question paper with solution or talking to a person or consulting notes or books outside the Examination Hall, while going to the toilet or in the toilet.
- 9.15.Giving or receiving assistance directly or indirectly of any kind or attempting to do so.
- 9.16.Having in possession of any note-book(s) or notes or chits or any other unauthorized material concerning the subject pertaining to the examination paper.
- 9.17.Change of seat/system without the permission of Examination Superintendent/ In charge Computer Laboratory.

-
- 9.18. Contacting or communicating or trying to do so with any person, other than the Examination Staff, during the examination time in the examination center / Computer Laboratory.
- 9.19. Consulting notes, books or any other material or outside person while going out of the examination hall / Computer Laboratory to toilet or to any other place.
- 9.20. Impersonation.
- 9.21. Forgery in photo identification produced to seek entry in the test centre / producing false documents for the purpose.
- 9.22. Using or attempting to use any other undesirable method or means in connection with the examination.
- 9.23. Smuggling out Question Paper or its part; or smuggling out answer book / supplementary answer sheet or part thereof.
- 9.24. Running away or swallowing or destroying any note or paper or material found with him / her.
- 9.25. If the answer books show that a candidate has received or given help to any other candidate through copying.
- 9.26. Threatening any of the officials connected with the conduct of the examinations or threatening of any of the candidates.
- 9.27. Found exchanging answer book or question paper with solution or copying from unauthorized material.
- 9.28. Peeping into the computer monitor screen of the other candidate.

-
- 9.29. Disclosing his/her identity or making distinctive mark in the answer book for that purpose or fails to deliver his/her answer book/continuation sheet before leaving the examination hall.
- 9.30. Hacking or attempting to hack or causing interference with the website of NBE or its Technology Partner(s) or their Information Technology systems.
- 9.31. Tampering with Information Technology systems of NBE or Technology Partner(s) or Computer Laboratory.
- 9.32. Damaging the computer systems of computer Laboratory.
- 9.33. Candidate appearing in FMGE is ineligible to appear in any other NBE exams till such time the candidate qualifies FMGE and is registered by Medical Council of India / State Medical Council, a candidate appearing in FMGE and other exams in the same session by producing false information/ documents is an unfair means case and is to be dealt accordingly.
- 9.34. Candidate found to have attempted or trying to attempt personally or through another person to influence or pressurize an examiner, or any officer or official connected with the examinations of the NBE or its technology partner, either at NBE or at the office of technology partner or their respective residence(s), in any matter concerned with the examinations.
- 9.35. Any candidate violating the NDA as detailed above will be treated as UMC.
- 9.36. If at any stage if it is found that the candidate has appeared multiple times in the same session of examination or has appeared in same or different examination of NBE with different names, unfair means case shall be registered against such candidate and dealt accordingly.

-
- 9.37. Any act of candidate/any person which is detrimental to safe, secure and smooth conduct of examination and the decision of EEC in this regard shall be final.
- 9.38. Candidate is found talking/peeping to another candidate during the examination hours in the examination room.
- 9.39. A candidate who refuses to obey the Superintendent of Examination center/Computer Lab and changes his/her seat with another candidate and/or creates disturbance of any kind during the examination and/or otherwise misbehaves in the examination hall.
- 9.40. Any candidate found guilty of having adopted anyone or more of the above Unfair means/misconduct is liable to be penalized with a penalty by the Examination Ethics Committee, which may vary from cancellation of the examination/ expulsion up to next 14 attempts or 7 yrs and/or cancellation of candidature as may be decided by Examinations Ethics Committee after considering each case.
- 9.41. **Disclaimer:** The above list is purely indicative. If any act of omission or commission attributed to the candidate/intent by the candidate to vitiate the sanctity of the examination, the decision of NBE shall be final and binding for declaration of any person/candidate guilty of foregoing or such offence as shall be classified as UMC.

10. Result

- 10.1. An applicant shall be declared as having passed in FMGE only if he/she obtains a minimum of 150 marks out of 300 in the examination. Result is declared as Pass/Fail.
- 10.2. There will be no re-evaluation or rechecking or re-totaling. Requests for re-evaluation/re-totaling shall not be entertained.
- 10.3. The results for FMGE June 2020 session are likely to be declared by **20th September 2020**. Results can be seen on website www.natboard.edu.in and www.nbe.edu.in
- 10.4. The score card shall be available for download to the candidates through applicant login using User ID and Password.
- 10.5. Qualified candidates are required to attend “in-person” verification of credentials including finger biometrics.
- 10.6. Qualified candidates shall be issued electronically generated Pass Certificates bearing Bar-code and QR code. within four weeks of declaration of results, however, due to unforeseen circumstances, this period may vary.
- 10.7. The authenticity of certificates shall be verifiable through National Board of Examinations website.
- 10.8. A signed office copy of FMGE result is also sent to all State Medical Councils for the purpose of verification of Pass Certificates issued to qualified candidates.
- 10.9. If a State Medical Council requires National Board of Examinations to verify the result of a FMGE candidate who has qualified in any session June 2019 session onwards, a fee of Rs. 2000/- shall be

required to be paid for each such verification through demand draft in favour of National Board of Examinations, payable at New Delhi.

10.10. The FMGE Pass Certificates issued Dec 2019 session onwards are electronically generated certificate bearing QR code and Bar-code. The authenticity of this certificate can be verified by medical councils in 3 easy steps:

- **Step – 1:** Visit the official website of NBE www.natboard.edu.in
- **Step – 2:** Click on Quick Link “FMGE Pass Certificate Verification” available on home page of NBE website (https://exam.natboard.edu.in/fmge_pass_certificate/)
- **Step – 3:** Enter details (Roll Number, Date of Birth and Bar-code Number) as asked on portal printed on the pass certificate submitted for registration by the candidate.

10.11. For duplicate pass certificate, please submit a request letter stating reasons to issue a duplicate certificate, copy of FIR lodged with police authorities for loss of original certificate, affidavit in support of application (attested by public notary/oath commissioner/judicial magistrate), fee of Rs. 1000/- for document upto preceding 3 years and Rs. 2000/- for documents more than three years old. The demand draft should be made in favour of National Board of Examinations, payable at New Delhi.

10.12. Candidates are advised not to canvass or approach NBE for handing over the passing certificate.

11. Communication Protocols

11.1. Information in this information bulletin & National Board of Examinations website www.nbe.edu.in and www.natboard.edu.in will guide you through the entire process of application submission and help answer most of your queries.

11.2. In case you are still facing issues, then you can contact NBE through any of the following modes:

- **NBE Candidate Care helpline (Preferred mode):**

Helpline Number	022 - 61087595
Email	helpdesknbeexam@gmail.com
Official Website	www.nbe.edu.in

- **By Post:**

Executive Director
National Board of Examinations,
Medical Enclave,
Ansari Nagar,
New Delhi -110029

11.3. The preferred mode for handling the FMGE Examinations related queries shall be by email. The emails may be sent to **dedicated FMGE help desk** at helpdesknbeexam@gmail.com

11.4. Emails related to FMGE sent at any other email ID of National Board of Examinations may be missed.

11.5. Queries shall only be processed if same are sent through email ID of candidate registered with NBE.

11.6. Following Information must be provided in emails addressed to dedicated FMGE June 2020 session helpdesk regarding FMG Examinations:

- *Name of Applicant Candidate*
- *Email ID*
- *Mobile Number*
- *Correspondence Address*
- *Application ID/Roll Number for FMG Examination*
- *Session of Examination*

❖ **Emails sent without aforesaid information may not be entertained.**

11.7. Do not send the same email multiple times, as it will delay the response process.

11.8. Queries shall not be entertained from persons claiming themselves to be representative, associates or officiates of the applicant candidate.

12. Syllabus

12.1. The Syllabus for the test shall comprise of subjects /knowledge areas as per the Graduate Medical Education Regulations issued by Medical Council of India with prior approval of Government of India. An extract of the same is as follows:

ANATOMY

- General Anatomy : Basic tissues to body, Terminology & Nomenclature
Elements of Anatomy : Osteology, Arthrology, Myology, Angiology, Neurology
Regional Anatomy : Upper limb, Lower limb Thorax-including diaphragm
Abdomen and Pelvis, Head, Neck Brain and Spinal cord
Embryology : Development of individual organs and systems, Postnatal growth & development
Histology : General Histology Microanatomy of individual organs and systems
Human Genetics : Principles of Human genetics and Molecular biology
Radiological Anatomy : Skiagrams, Special X-rays, Principles of imaging techniques.
Surface Anatomy : In cadavers, in the living
Sectional Anatomy : Thorax, Abdomen, Head, Neck and Brain

PHYSIOLOGY

- General Physiology
Body fluids - Blood
Nerve and Muscle
Gastrointestinal Tract
Kidney
Skin and Body temperature
Endocrine Glands
Reproduction
Cardiovascular System
Respiratory System
Central Nervous Systems
Special Senses

BIOCHEMISTRY

- Cell and Sub-cellular structures
Hydrogen Ion concentration Acid, Bases, Buffers, Handerson-Haselbach equation

Isotopes and their Application
Carbohydrates
Amino Acids, Peptides and Proteins
Lipids
Nuclear Acids
Enzymes
Vitamins
Biological Oxidation
Digestion and Absorption from GI Tract
Intermediary Metabolism
Carbohydrate Metabolism
Lipid Metabolism
Protein and Amino Acid Metabolism
Purine and Pyrimidine Metabolism
Minerals
Biochemical Genetics and Protein Biosynthesis
Tissue Biochemistry
Liver Functions
Nutrition and Energy Metabolism

PATHOLOGY

Cell injury
Inflammation and Repair
Immunopathology
Infectious diseases
Circulatory disturbances
Growth disturbances and Neoplasia
Nutritional and other disorders
Genetic disorder
Haematology
Cardiovascular Pathology
Respiratory Pathology
Pathology of Kidney and urinary Tract
Hepato-Biliary Pathology
Lymphoreticular System / Spleen
Reproductive System (male & female)
Diseases of the Breast
Musculoskeletal System
Endocrine pathology
Neuropathology
Dermato-Pathology

Ocular Pathology

MICROBIOLOGY

General Microbiology
Immunology
Bacteriology
General Virology
Systemic Virology
Mycology
Parasitology
Clinical / Applied Microbiology

PHARMACOLOGY

General Pharmacology
Autonomic Nervous System
Cardio-vascular System
Diuretics
Drugs affecting blood and blood formation
Autocoids and related drugs
Respiratory System
Gastro-intestinal System
Endocrine pharmacology
Central Nervous System
Psychopharmacology
Drugs in Anaesthetic practice
Chemotherapy
Toxicology
Clinical Pharmacology and Rational drug use

FORENSIC MEDICINE

Definitions
Courts of India
Court procedures
Medical Certifications & medico-legal reports including dying declaration
Death
Changes after death
Inquest by police, magistrate and coroner
Identification
Examination of mutilated human remains
Medico-legal autopsies

Mechanical injuries and wounds
Examination of an injury case
Injuries due to physical agents & their medico legal importance
Asphyxial death
Death due to malnutrition, neglect battered babies
Dowry death
Virginity, sexual offences, sexual perversions
Legitimacy
Pregnancy and delivery
Infanticide
Biological fluids
Seminal stains
Forensic Psychiatry
Medical Jurisprudence
Toxicology

GENERAL SURGERY

Hemorrhage and shock
Fluid, electrolyte and Acid balance, nutrition
Skin tumours, burns, skin grafting
Arterial diseases
Venous diseases
Lymphatic and Lymph nodes
Wounds
Specific and non-specific injections
Tumors, Cysts, Ulcers and Sinuses and Fistulae
Infections of Hand and Foot
Diseases of muscle, tendons, bursae and fascia
Hernia
Umbilical granuloma, fistula, adenoma
Abdominal Wall
Face, Teeth, Gums, Mouth, Tongue, Salivary glands, Neck
Thyroid Glands, Thyroglossal Tract and Endocrines
Breast
Sympathetic System
Cranio-Cerebral injuries
Brain, Nerves
Genito-Urinary System
Kidneys and Ureters
Urinary Bladder

Prostrate
Urethra
Penis, Testis and Scrotum
Vasectomy and Recanalisation
Cardiothoracic System
Oesophagus, Stomach and Duodenum
Spleen, Liver, Gall Bladder and bile ducts
Pancreas
Peritoneum
Intestines, intestinal obstruction
Appendix
Rectum and Anal Canal

ANESTHESIA

Anatomy of upper airway
Physiology of Respiration O₂/CO₂ transport. Methods of oxygen therapy.
Pre-operative evaluation/pre-medication
Anaesthetic agents, stages of Anaesthesia
Principles and mechanism of administration of general anaesthetics, balanced Anaesthesia
IPPV, Endotracheal Intubations
Muscle Relaxants
Spinal/Epidural Anesthesia
Local Anesthesia
Cardiopulmonary resuscitation basic, use of simple ventilators
Monitoring
ICU, role of anaesthesiologist in ICU
Shock
Blood Transfusion and Fluid Electrolyte Balance
Sites of respiratory obstruction and management of airway in an unconscious patient
Poisoning
Role of anaesthesiologist in acute and chronic relief.

ORTHOPEDICS

Traumatology
 Injuries of bones and joints
 Injuries of Lower Extremity
 Injuries of the Spine Vascular Injuries
Cold Orthopedics
Regional Conditions

Neuro-Muscular Disorder
Bone and Joint Tuberculosis
Physical Medicine and Rehabilitation

RADIO- DIAGNOSIS

Respiratory System
Cardiovascular System
Gastrointestinal System
Obstetrics & Gynaecology
Skeletal System
Central Nervous System
Excretory System

RADIOTHERAPY

Principles of Radiotherapy
Principles of Chemotherapy
Prevention and Early diagnosis of Cancer
Principles of Nuclear medicine
Common radiation reactions and management
Radiotherapy and chemotherapy in commonly seen cancers
Radio-isotopes in diagnosis and therapy

PAEDIATRICS

Vital statistics
Neonatology
Growth & Development
Nutrition
Infections
Genetics
Pediatric Emergencies
Central Nervous System
Gastroenterology
Nephrology
Endocrinology
Respiratory System

MEDICINE

Clinical Methods in the practice of Medicine
Common symptoms of disease
Nutrition/Exposure to Physical & Chemical Agents

Infections
Haematology
Respiratory System
Cardio-Vascular System
Gastro-Intestinal Tract
Emergency Medicine
Neurological System
Nephrology & Urinary system connected to Tissue Disorders
Endocrine System
Geriatrics

TUBERCULOSIS AND RESPIRATORY DISEASES

Diagnosis and management of common ailments affecting the chest with special emphasis on management and prevention of Tuberculosis and National Tuberculosis Control Programme.

PSYCHIATRY

History aspects and diagnosis & treatment of mental illness
Conduction of Mental Status Examination
Behavioral Sciences
Different psychoses Clinical features, diagnosis and management of :
Schizophrenia
Mania and depression
Anxiety disorders and hysteria
Dementia
Alcoholism
Drug Abuse
Psychiatric emergencies
Clinical features, diagnosis and management of psychiatric disorders of childhood and adolescence
Personality disorder

DERMATOLOGY AND SEXUALLY TRANSMITTED DISEASES

Dermatological therapy
Lichen Planus
Diseases caused by Nutritional and Environmental Factors
Infective Disorders
Melanocytes, pigment metabolism and other disorders of Pigmentation
Allergic Disorders
Dermatitis and Eczema

Vesiculobullous Diseases
Alopecia and Hirsutism
Structure and functions of Sebaceous glands and Disease
Leprosy
Psoriasis
STD

OPHTHALMOLOGY

Basic sciences – Anatomy, Physiology, Pharmacology, Pathology, Elementary Optics, Diseases of the Eye
Conjunctiva
Cornea
Sclera
Uveal Tract
Lens
Vitreous
Glaucoma
Retina
Optic Nerve
Intra-Occular Tumors
Squint
Orbit
Lacrimal System
Lids
Refractive Errors
Injuries
Ophthalmic Surgery
Community Ophthalmology
Miscellaneous

OTORHINOLARYNGOLOGY

Diseases of the Ear
Diseases of Nose and Para Nasal sinuses
Diseases of Nasopharynx
Diseases of Trachea
Oesophagus

OBSTETRICS AND GYNECOLOGY

Anatomy of the Female reproductive Tract
Physiology of conception

Development of foetus and placenta
Diagnosis of pregnancy
Maternal changes in pregnancy
Antenatal care
Abnormal obstetrics
Normal labour
Normal puerparium
Breast Feeding
Care of new born
Medical termination of pregnancy
Family planning
Operative obstetrics
Post caesarian pregnancy
Pharmaco therapeutics in obstetrics
Safe motherhood
Maternal morbidity and morality
Medico legal aspects
RCH
Current topics
Vaginal discharge
Menstrual disorder
Fertility, infertility
Endometriosis and allied states
Genital injuries and fistulae
Genital infections
Genital prolapse
Tumours
Carcinoma
Radiotherapy in gynaecology
Chemotherapy in gynaecology
Endoscopy
Diseases of breast
Operative gynaecology

COMMUNITY MEDICINE

Evaluation of Public Health and Concepts of Health
Environment and Health
Health Education
Nutrition and Dietetics

Occupational Health
Medical Sociology and Community Mental Health
Fundamentals of Biostatistics
Basic Epidemiology
Epidemiology of Specific Diseases
Communicable and Non-Communicable Diseases
Demography
Reproductive and Child Health
School Health
Urban Health
Health System in India
Health Planning and Management including Disaster Management
International Health

FMGE (SCREENING TEST) BLUE PRINT

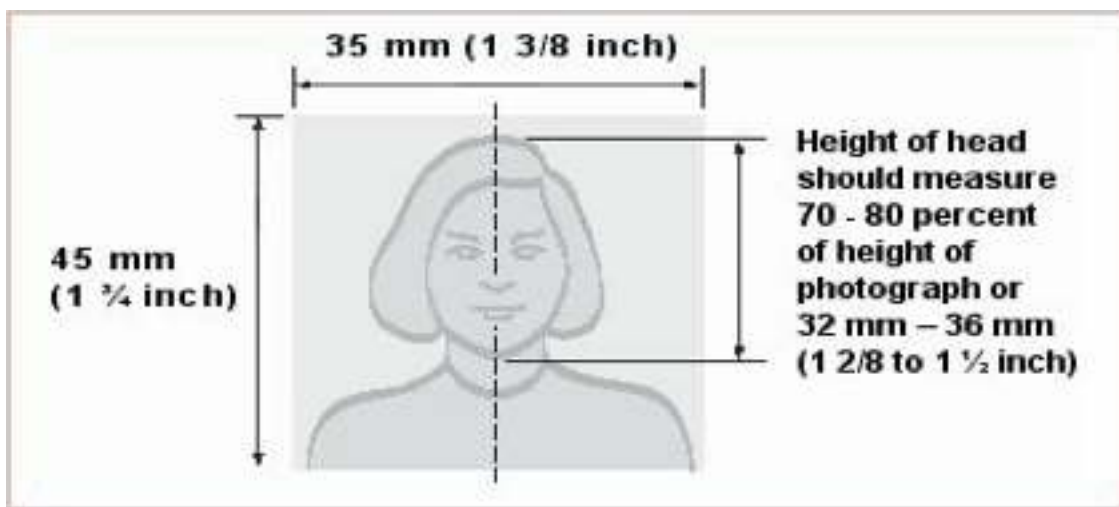
A. PRE & PARA CLINICAL SUBJECTS:		100 MARKS
S. NO	SUBJECT	DISTRIBUTION OF MARKS
1	ANATOMY	17
2	PHYSIOLOGY	17
3	BIOCHEMISTRY	17
4	PATHOLOGY	13
5	MICROBIOLOGY	13
6	PHARMACOLOGY	13
7	FORENSIC MEDICINE	10
	TOTAL	100
B. CLINICAL SUBJECTS:		200 MARKS
S. NO	SUBJECT	DISTRIBUTION OF MARKS
1	MEDICINE & ALLIED SUBJECTS	
I)	MEDICINE	33
II)	PSYCHIATRY	5
III)	DERMATOLOGY & STD	5
IV)	RADIOTHERAPY	5
2	GENERAL SURGERY & ALLIED SUBJECTS	
I)	GENERAL SURGERY	32
II)	ANESTHESIOLOGY	5
III)	ORTHOPEDICS	5
IV)	RADIODIAGNOSIS	5
3	PEDIATRICS	15
4	OPHTHALMOLOGY	15
5	OTORHINOLARYNGOLOGY	15
6	OBSTETRICS & GYNAECOLOGY	30
7	COMMUNITY MEDICINE	30
	TOTAL	200

Image Upload Instructions

Before applying online, a candidate will be required to have a scanned (digital) image of his/her photograph, signature and thumb impression as per the specifications given below. Your online application will not be registered unless you upload your photograph, signature and thumb impression as specified.

A. PHOTOGRAPH

Processes for photo upload:



The applicant can upload their photograph in two ways:

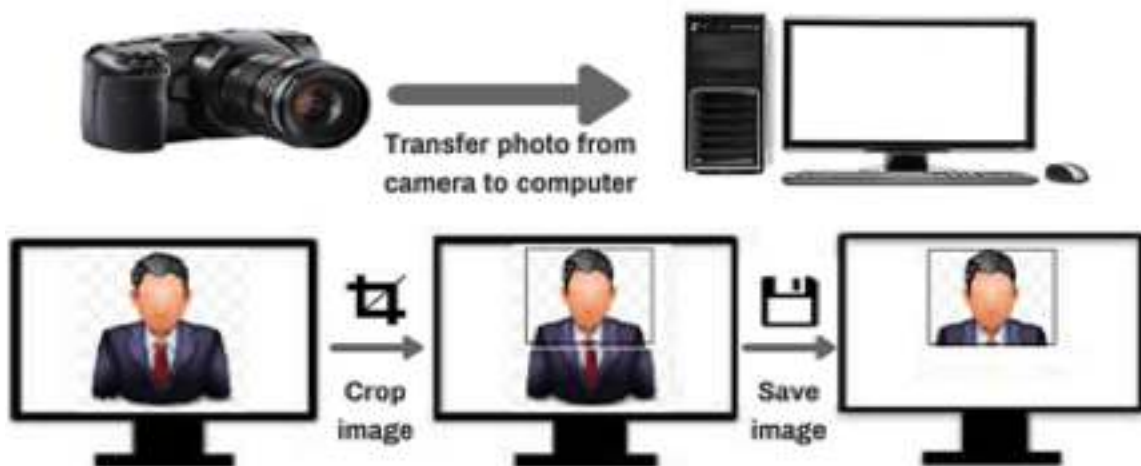
- Through digital camera/ webcam
- By scanning the physical photograph.

I. CLICKING YOUR PHOTO



-
- a. Stand/sit against a **white background** (Avoid distracting backgrounds)
 - b. The image must not include other objects or additional people. Ensure that you are only one person in picture.
 - c. The image must contain the full face, ears, neck, and shoulders of the entrant in frontal view with a neutral, non-smiling expression and with eyes open and directed at the camera.
 - d. The image must not contain any parts of the body below the entrant's shoulders.
 - e. Click colour photograph in **bright light** using any digital device preferably with > 5-megapixel resolution). Avoid using flash as it tends to create a shadow on the white background.
 - f. Avoid selfie; ask someone else to take the picture for you. They might also help to direct you a bit, like telling you to straight your head or tuck your hair behind your ears.

Editing of digital photograph:



- a. the photograph from the digital device to a computer/laptop.
- b. the photograph such that your head, shoulders are visible and occupy most of the image.
- c. The size of image should be less than 80kb. Size of the image can be checked by right click on the image and then go to "Properties" link. (maintain aspect ratio, i.e. height and width ratio to avoid distortion of image)

II. PHOTO SCAN PROCESS

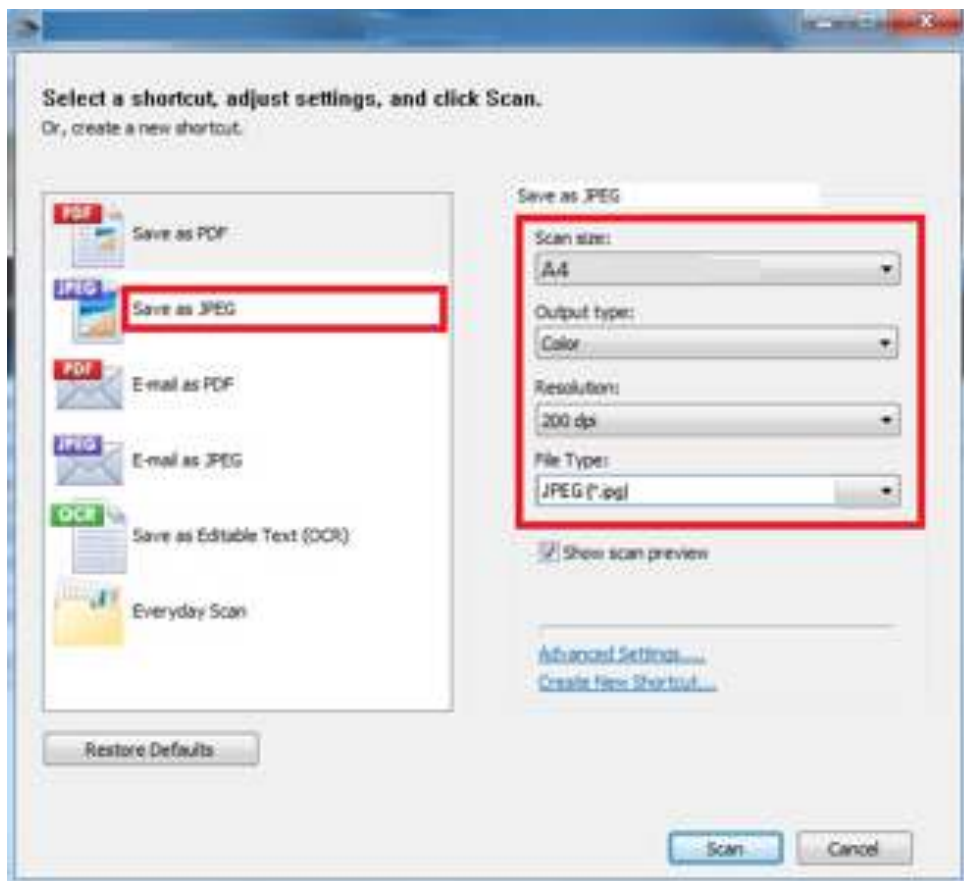
In case you already have a professionally clicked passport size colour photograph follow the following procedure to prepare scanned image of the same.

Before you scan the photograph ensure that

- a. Photo has been taken against a white background without a border and clearly shows your face, eyes and both ears.
- b. The photograph is of standard passport size (35mm X 45mm, width X height)
- c. The photograph is recent (within 6 months of online application).
- d. Choose a solo photo for scanning. Cropping a group photo isn't acceptable.
- e. Profile photograph is not acceptable.

Scanning process of already available photograph

- a. **Draw a box** minimum 35x45 mm size on a white sheet of paper using pencil.
- b. Affix your latest passport size photograph in the draw box.
- c. Set the scanner resolution to a minimum of 200 dpi (dots per inch)
- d. Set Color to True Color
- e. **Place sheet of paper face down on the printer or scanner surface. Press scan button on the scanner or use the scanning program on your computer.**
- f. **Crop** the image such that borders of box are reached.
- g. **Save the scanned images** as .jpg/.jpeg as "Photograph.jpg" or "Photograph.jpeg."
- h. The size of image should be less than 80kb. Size of the image can be checked by right click on the image and then go to "Properties" link.
- i. If the size of the image is more than 80 kb, then adjust the settings of scanner such as set the dpi of the scanner to 200 dpi and quality of image at low. If image size is still more than 80 kb then resize the image to the given specifications.



Checklist before uploading digital image of photo



- Photograph is in colour with white background.
- Your face is clearly visible.
- The size of image should be less than 80kb.
- Image is in .jpg/.jpeg format.
- Image is not blurred in the process of editing.
- Digital enhancement or other alterations or retouching are not permitted.
- Make sure your face takes up at least 70-80% of the frame.

B. SIGNATURE

Digital image of your Signature can be made in two ways:

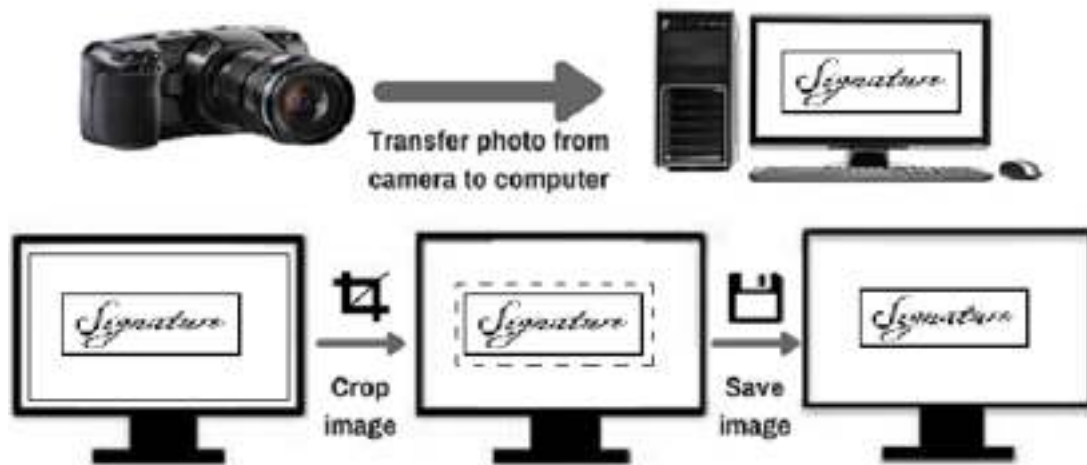
- Using a digital device to directly image (i.e. camera)
- Scanning the signature

I. PREPARING DIGITAL IMAGE OF SIGNATURE USING A DIGITAL DEVICE (CAMERA)

Clicking image of signature using a digital device:

- Draw a box of size 1.5 cm (height) x 3.5 cm (width). Use a black or dark blue ink pen to sign within this box.
- Click the signature within the box in bright light conditions using any digital device (preferably with > 5-megapixel resolution). Avoid using flash.

-
- c. Check the shadow of your hands/camera/smartphone etc. does not fall on the sheet.



Editing digital image of the signature:

- Transfer the digital image to a computer/laptop.
- If required, use **auto-correct feature** of image editing software so that the signature is clear against a white background.
- Crop** the image such that borders of box are reached.
- Resize** the image to 20 – 100 Kb (maintain aspect ratio, i.e. height and width ratio to avoid distortion of image)

II. SCANNING THE SIGNATURE:

- The signatures should be **done by the candidates only** as it may be checked any time frequently.
- Signature done on the blank white page without lines only will be accepted
- Take the white sheet and mark the box size of 3.5 x 1.5 cm.
- Sign inside the box with **blue/black pen**.
- If the Applicant's signature on the answer script, at the time of the examination, does not match the signature on the Attendance Sheet, the applicant will be disqualified.
- Set the scanner to 200 dpi
- The scanned image should be saved in .jpeg/ .jpg format.
- Crop only box area.
- The size of image should be less than 80kb.



C. THUMB IMPRESSION


Instruction for preparing digital image of thumb print



Taking a thumb-print

- a. Draw a box of 1.5 cm x 3.5 cm (width x height) on a white sheet of paper (you may draw more than 1 box to take multiple thumb print and select the best).
- b. Use a fresh **blue/black** colour ink pad.

- c. Practice on a sheet of paper to get the proper thumb-print especially the density or darkness of the colour. The impression of the print should be clear and readable; neither dark nor smudged or light.
- d. Clean your hands and dry them before you begin (oil/dirt can obscure the prints)
- e. Gently press your **LEFT THUMB** against the ink pad and take a horizontal print of your left thumb within the box. Do not press too much or wriggle as it may lead to smudging of print. Preferably take impressions of thumb in more than box.

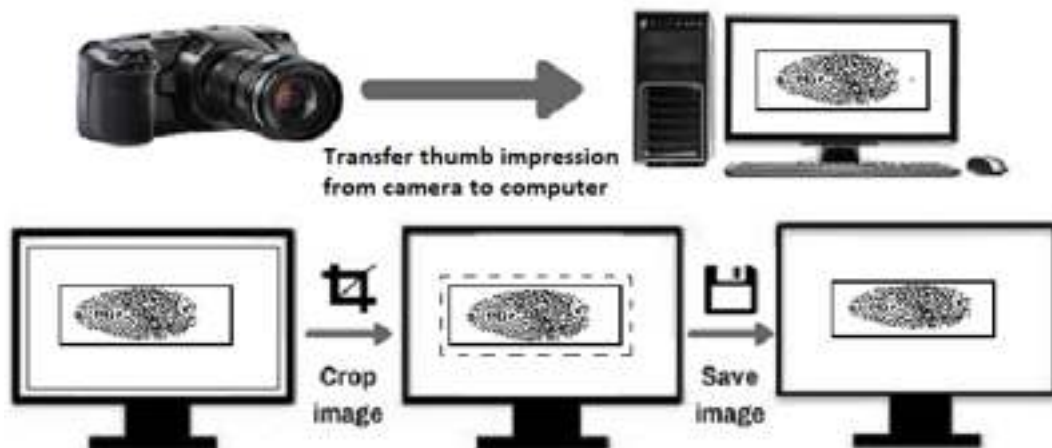


Draw a box of 1.5cm x 3.5cm for Left thumb impression



Left thumb impression within the box

I.PREPARING DIGITAL IMAGE OF THUMB IMPRESSION USING A DIGITAL DEVICE (CAMERA)















II. SCANNING THE THUMB IMPRESSION













- a. Set the scanner to 200 dpi.
- b. Save the scanned image of thumb-print as .jpg/ .jpeg format.
- c. Crop only box area.
- d. The size of image should be less than 80kb. Size of the image can be checked by right click on the image and then go to "Properties" link.





























INSTRUCTIONS FOR ACCEPTABLE PHOTOGRAPHS











Not Acceptable	Reason for Rejection	Acceptable
	Cropped image	
		
	Not looking straight into camera	
		
	Black & White Photographs	
		






	<p>Improper flash or improper lighting</p>	
		
	<p>Photo taken with mobile phone (including "selfies") resulting in distorted face</p>	
		
	<p>Distortion due to enlargement of an original smaller image</p>	
		
	<p>Improper Background or Sunglasses</p>	

























			
	Too much glare on spectacles		
			
	Spectacle rim over eyes		
			
INSTRUCTIONS FOR ACCEPTABLE SIGNATURES			
Not Acceptable Signature	Reason for Rejection	Acceptable	
	Signature not in rectangle box		











					
	Signature not in full				
					
	Initials are unacceptable				
					
	Signature in Capital				
					
	Signature is smaller in size. Instead of the box, entire page is scanned and uploaded.				
					

	Signature not in plain white background	
 		
	Signature and thumb impression in same box	
 		
	Signatures with dark background	
 		
	Signature outside the rectangle	
 		
	Signature in other than blue or black ink	

			
	Photograph uploaded in place of Signatures		
			
	Thumb Impression Uploaded in place of Signatures		
			

INSTRUCTIONS FOR ACCEPTABLE THUMB IMPRESSIONS		
Not Acceptable Signature	Reason for Rejection	Acceptable
	Thumb impression in other than blue or black ink	
		
	Thumb impression taken via mobbile phone/camera with dark background	

			
	Incomplete thumb impression		
			
	Picture of thumb instead of impression		
			
	Thumb impression uploaded is partly cropped / not scanned completely.		
			
	Thumb impression is not clear		
			
	Dry thumb impression		
			
	Thumb impression not in plain white background		

			
	Thumb Impression obscured by too much ink.		
			
	Thumb Impression is too small; uploaded full A4 size sheet instead of box alone		
			

SCREENING TEST REGULATIONS, 2002

(Amended up to 01.03.2018)

(Published in Part III, Section 4 of the Gazette of India

Extra-ordinary issue dated the 18th February, 2002)

MEDICAL COUNCIL OF INDIA

NOTIFICATION

New Delhi dated the 13th February, 2002

No. MCI -203 (9)/2001-Regn/ - In exercise of the powers conferred by section 33 of the Indian Medical Council Act, 1956 (102 of 1956), the Medical Council of India, with the previous sanction of the Central Government, here by makes the following regulations, namely: -

1. Short title and commencement:

- (1) These regulations may be called the Screening Test Regulations, 2002.
- (2) They shall come into force on the date of their publication in the Official Gazette.

2. Definitions: In these Regulations, unless the context otherwise requires:

- (a) " Act" means the Indian Medical Council Act,1956 (102 of 1956)
- (b) " Council" means the Medical Council of India constituted under section 3 of the Act;
- (c) " Permanent Registration" means registration for the purpose of enrolment on any State Medical Register or Indian Medical Register after obtaining the Primary Medical qualification followed by completion of such practical training as prescribed either in India or abroad as per the provisions of the Act;
- (d) " Prescribed" means prescribed by regulations made under this Act;
- (e) "Prescribed Authority" means a medical institution or any other examining body authorized by the Central Government/ Medical Council of India to conduct Screening Test.
- (f) "Primary Medical qualification" means a medical qualification awarded by any medical institution outside India which is a recognized qualification for enrolment as medical practitioner in the country in which the institution awarding the said qualification is situated and which is equivalent to MBBS in India;
- (g) "Provisional Registration" means provisional registration in a State Medical Register or Indian Medical Register for the purpose of undergoing practical training in India as prescribed and for no other purpose by an Indian citizen possessing any primary medical qualification but has not undergone such practical training after obtaining that qualification as may be required by the rules or regulations in force in the country granting the qualification;

-
- (h) "Qualifying examination" means the examination to be qualified to become eligible for admission to MBBS course in India as prescribed in the Graduate Medical Education Regulations, 1997.
- (i) "Registration" means either Provisional Registration or Permanent Registration.
3. An Indian citizen possessing a primary medical qualification awarded by any medical institution outside India who is desirous of getting provisional or permanent registration with the Medical Council of India or any State Medical Council on or after 15.03.2002 shall have to qualify a screening test conducted by the prescribed authority for that purpose as per the provisions of section 13 of the Act:

Provided that a person seeking permanent registration shall not have to qualify the screening test if he/ she had already qualified the same before getting his/ her provisional registration.

In Clause 3 above following has been added in the first line after the words "AN INDIAN CITIZEN" in terms of Notification published on 26.09.2009 in the Gazette of India "or a person who has been granted Overseas Citizenship of India."

4. **Eligibility Criteria:** No person shall be allowed to appear in the screening test unless:

- (1) he/ she is a citizen of India and possesses any primary medical qualification, either whose name and the institution awarding it are included in the World Directory of Medical Schools, published by the World Health Organization; or which is confirmed by the Indian Embassy concerned to be a recognized qualification for enrolment as medical practitioner in the country in which the institution awarding the said qualification is situated;

The above Clause 4(1) has been substituted with the following in terms of Notification published on 26.09.2009 in the Gazette of India .

"No person shall be allowed to appear in the screening test unless: he/she is a Citizen of India or has been granted Overseas Citizenship of India and possess any primary medical qualification, which is confirmed by the Indian Embassy concerned, to be a recognized qualification for enrolment as medical practitioner in the country in which the institution awarding the said qualification is situated."

- (2) he/she had obtained 'Eligibility Certificate' from the Medical Council of India as per the 'Eligibility Requirement for taking admission in an undergraduate medical course in a Foreign Medical Institution Regulations, 2002'. This requirement shall not be necessary in respect of Indian citizens who have acquired the medical qualifications from foreign medical institutions or have obtained admission in foreign medical institution before 15th March, 2002.

In the above Clause 4(2), following has been added after the sentence “This requirement shall not be necessary in respect of Indian citizens” in terms of Notification published on 26.09.2009 in the Gazette of India.

“or Overseas Citizens of India”.

In the above Clause 4, the following Clause 2(A) has been added after Clause 4(2) in terms of Notification published on 01.03.2018 in the Gazette of India.

“2(A) Indian Citizens/Overseas Citizen of India intending to obtain primary medical qualification from any medical institution outside India, on or after May 2018, shall have to mandatorily qualify the ‘National -Eligibility -cum-Entrance Test for Admission to MBBS course’. The result of the ‘National - Eligibility -cum-Entrance Test for Admission to MBBS course’ shall deem to be treated as the Eligibility Certificate for such persons, provided that such persons fulfils the Eligibility Criteria for admission to the MBBS course prescribed in the Regulations on Graduate Medical Education, 1997.”

After Clause 4(2), following has been added in terms of Notification published on 16.04.2010 in the Gazette of India.

“(3) He/She has studied for the medical course at the same institute located abroad for the entire duration of the course from where he/she has obtained the degree.”

The following shall be added in Clause 4(3) in terms of Notification published on 16.01.2016 in the Gazette of India.

“Provided in cases where Central Government is informed of condition of war, civil unrest, rebellion, internal war or any such situation wherein life of Indian citizen is in distress and such information has been received through the Indian Embassy in that country then the Council shall relax the requirement of obtaining medical education: from the same institute located abroad in respect of which communication has been received from the Indian Embassy in that country.”

(The above clause 4(3) has been quashed by the Hon’ble High Court of Delhi on 27.09.2013 in WP (c) No. 1655/2013 and the Judgement of the Hon’ble High Court has been upheld by the Hon’ble Supreme Court vide order dated 30.01.2018 in Civil Appeal No. 11321/2013)

After Clause 4(3), the following has been added in terms of Notification published on 23.12.2011 in the Gazette of India.

“(4) Provided further that a person seeking provisional or permanent registration shall not have to qualify the Screening Test if he/she holds an Under Graduate medical qualification from Australia/Canada/New Zealand/United Kingdom/United States of America and the holder thereof also been awarded a Post Graduate medical qualification in Australia/Canada/New Zealand/United Kingdom/United States of America and has been recognized for enrolment as medical practitioner in that country”.

-
5. The purpose of conducting the screening test shall be only to determine the eligibility or otherwise of a candidate for his or her registration with the Medical Council of India or any State Medical Council and qualifying the same shall not confer any other right, whatsoever, on a candidate.
 6. The details regarding the Scheme for conducting the screening test and the syllabus of the test shall be announced by the Medical Council of India from time to time for the information of the candidates.
 7. The screening test shall be conducted twice every year as per the Schedule of examination announced by the Prescribed Authority. The procedure of conducting the test shall be in accordance with the Scheme announced by the Medical Council of India in this regard.
 8. There shall be three papers of multiple choice questions in Pre -Clinical, Para - Clinical and Clinical Medicine and its allied subjects including Obstetrics and Gynaecology. The language of the test shall be English. The test for each paper will be of three hours duration.
 9. A candidate shall be declared as having passed only if he/ she obtains a minimum of 50% (fifty percent) marks in each paper separately. The minimum qualifying marks shall apply to all categories of candidates without exception.
 10. A candidate may avail of maximum three chances to appear and pass the test. Actual appearance at the test will constitute an attempt. If he/ she does not qualify even in his/ her 3rd appearance in the test, the candidate will not be eligible for registration by the Council or by any State Medical Council in India.

The above Clause 10 has been substituted with the following in terms of Notification published on 28.06.2003 in the Gazette of India .

“10. A candidate shall have to pass all the three papers in the same attempt. However, there shall not be any restriction on the number of attempts to appear in the test.”

11. The Prescribed Authority shall intimate the result of the Screening Test to the candidates as well as to the Secretary, Medical Council of India and the State Medical Councils. The unsuccessful candidates shall also be appropriately informed. The candidates who qualify the Screening Test may apply to the Secretary, Medical Council of India, New Delhi or to any State Medical Council for provisional registration/ permanent registration along with the requisite registration fee in favour of Secretary, Medical Council of India or the State Medical Council. The Medical Council of India or the State Medical Councils shall issue provisional registration to such successful candidates, who are yet to undergo one year

internship in an approved institution and issue permanent registration to such eligible candidates who have already undergone one year internship, as the case may be.

Sd/ -

[Lt. Col. (Dr.) A.R.N. Setalvad (Retd.)]

SECRETARY

Medical Council of India, New Delhi

MEDICAL COUNCIL OF INDIA

No.MCI-203(1)(Gen.)/2013-Regn./59243

Dated: 24.02.2014

To,

The Registrar,
All State Medical Councils of India.

Subject: Enrolment of Medical Practitioners holding recognized medical qualifications under the section 13(4A) of the Indian Medical Council Act, 1956 on State Medical Registers.

Sir/Madam,

This is in continuation of this office circular date 15/9/1981, 02/05/1985, 09/02/1987, 07/1998 and 04/06/2003 on the above subject.

2. Your kind attention is invited to section 13(4A) and 13 (4B) of the Indian Medical Council Act, 1956 that were included in the IMC Act, 1956 by the Indian Medical Council (Amendment) Act, 2001. These provisions permit an Indian citizen/overseas citizen of India to obtain primary medical qualification (MBBS or its equivalent) from any country outside India which is recognized for enrolment as medical practitioner in that country. Such persons are required to conform to the norms for admission in MBBS course in India as laid down in the Graduate Medical Education Regulation, 1997. For the purpose of enrolment on medical register in India such person is required to qualify the Screening Test conducted by the National Board of Examination. Once such person qualifies the Screening Test, the primary medical qualification obtained by such person is deemed to be the recognized medical qualification for the purposes of the IMC Act for that person. Registration to practice medicine as a registered medical practitioner, as postulated under the scheme of the Indian Medical Council Act, 1956, is with the State Medical Council and to be made in the State Medical Register. Consequently, section 15 of the IMC Act confers on such person the right for enrolment on the State Medical Register and by the State Medical Council upon satisfaction of fulfilment of all the requirements by any applicant, for seeking such registration. Similarly, grant of provisional registration by the State Medical Council is provided under section 25 (I) of the Indian Medical Council Act. 1956.
3. Accordingly, this is to bring to the attention of all the concerned that the holders of primary medical qualifications (MBBS or its equivalent) from the any country outside India, which is recognized for enrolment as medical practitioner in that country and who have qualified the Screening Test conducted by the National Board of Examination are required to be mandatorily enrolled on the State Medical Register by the State Medical Council upon satisfaction of fulfilment of all the requirements by any applicant, for seeking such registration. Therefore, State Medical Councils are requested to enrol such medical practitioners on their Registers and thereafter communicate the information of such enrolment to the Medical Council of India in accordance with the provisions of the Indian

Medical Council Act. 1956. In doing so, the State Medical Councils are advised to necessarily ensure following procedural checks before granting provisional/permanent registration:

- (1) That the applicant who has gone abroad from 15.03.2002 to 14.05.2013 had obtained an Eligibility Certificate from the Medical Council of India. Further, those going abroad on or after 15 May 2013 conform to / fulfill all the rooms laid down in the Graduate Medical Education Regulations, 1997 for admission in MBBS course.
 - (2) That the foreign medical qualification obtained by the applicant is recognized for enrolment as medical practitioner in that country and confirmation from the Indian Embassy has been obtained to the effect that the degree awarded by the foreign Medical Institution is recognized for enrolment an medical practitioner is that Country.
 - (3) That the applicant has qualified the Screening Test conducted by the National Board of Examinations.
 - (4) That the primary medical qualification obtained by the applicant is either apostilled in accordance with the requirements of Hague Convention of 5 October 1961 Abolishing the Requirement of Legalization for Foreign Public Document (Apostille Convention) or are duly attested by the Indian Embassy of the foreign nation from which such qualification has been obtained.
 - (5) That the authenticity of 10+2 mark sheet and certificate are verified from the concerned Board.
 - (6) That the caste certificate of Scheduled Caste/Scheduled Tribe/Other Backward Classes is verified in case relaxation of marks, as permitted under the MCI Regulations, is sought.
4. In so far as grant of provisional registration under section 25(1) of the Indian Medical Council Act, 1956 is concerned, provision of Regulation 65 of MCI Regulations 2000, shall also be required to be complied with and which provides as under:
- “.....65. Provisional Registration. - The names of provisionally registered medical practitioners should be borne on a separate list maintained for the purpose and they shall not be included in the State Medical Registers, In order to have a uniform procedure by all State Medical Councils with regard to the list of provisionally registered medical practitioners under section 25, the certificate for provisional registration should be issued in the following proforma:-

Name of Persons :

Address :

Qualification :

Date of year of passing examination :

Name of College and University :

-
5. It may also be noted that the practice of granting direct registration by the Medical Council of India to the India citizens who have obtained primary medical qualifications from foreign countries would be stopped with effect from 01.03.2014 and with effect from such date no fresh application would be entertained by the Medical Council of India.
 6. All the person, who have obtained primary medical qualifications from foreign country, are also advised to get their names enrolled on the State Medical Register so as to ensure that they are able to avail all the rights and privileges conferred upon by the Indian Medical Council Act, 1956.
 7. In case of any clarification/difficulty the Council may be approached by the concerned State Medical Council for advice in the matter.
 8. This is issued with the approved of the Competent Authority of the Council.

Yours faithfully,
(Ashok Kumar Harit)
Deputy Secretary (Admn.)

MEDICAL COUNCIL OF INDIA
Aiwan-E-Galib Marg, Kotla Road, New Delhi-110002

PRESS NOTE

It is brought to the notice of Indian (citizens) students who are desirous of joining an Undergraduate Medical Course (equivalent to MBBS in India) in any Foreign Medical Institution on or after the 15th March, 2002, that all such intending candidates shall have to approach the Medical Council of India, Aiwan-E-Galib Marg, Kotla Road, New Delhi-110002 for issue of Eligibility Certificate for getting admission to an Undergraduate Medical Course in any Foreign Medical Institution as per the provisions of "Eligibility Requirement for taking admission in an undergraduate medical course in a Foreign Medical Institution Regulations, 2002" which has been notified in Part III Section 4 of the Gazette of India Extra-ordinary issue dated the 18th February, 2002.

The application form for issue of the Eligibility Certificate may be obtained from the Council office. The application form along with the details required therein may be submitted to the Council along with the demand draft in favour of Secretary, Medical Council of India, New Delhi, for the prescribed sum. It may be understood that Eligibility Certificate will be issued by the Council only to such candidates who fulfill the criteria of age of admission to the medical course and passing of qualifying examination (10+2 or equivalent or higher qualification) with the required percentage of marks as prescribed in the Graduate Medical Education Regulations, 1997, copies of which are available in the Council office on payment of Rs.100/-. The relevant extracts from these Regulations are also available on the Council's Website. A candidate belonging to SC/ST/OBC has to produce a caste certificate from the competent authority. Only after necessary verification, if the candidate fulfills the eligibility criteria, the Council shall issue Eligibility Certificate to the candidate certifying that he/she is eligible to join a medical institution outside India to obtain a primary medical qualification. No candidate who has obtained admission in a Foreign Medical Institution on or after 15th March, 2002 shall be permitted to sit for the Screening Test, after obtaining the medical degree from abroad, for the purpose of his registration in India, unless he produces the Eligibility Certificate issued by the Medical Council of India. Further details may be obtained from the office of the Medical Council of India, New Delhi and also may be seen in the website of the Council – www.mciindia.org

Sd/
Dr. M. Sachdeva
Secretary, Medical Council of India

MEDICAL COUNCIL OF INDIA
Aiwan-E-Galib Marg, Kotla Road, New Delhi-110002

PRESS NOTE

It is brought to the notice of all Indian Citizens possessing a primary medical qualification awarded by any medical institution outside India who are desirous to getting Provisional or Permanent Registration with the Medical Council of India or any State Medical Council on or after 15th March, 2002 that they shall have to qualify a Screening Test which will be conducted by the National Board of Examinations, Ansari Nagar, New Delhi-110029, as per the provisions of the Indian Medical Council Act, 1956 (as amended) and the Screening Test Regulations, 2002, which has been notified in Part-III Section 4 of the Gazette of India Extra-ordinary issue dated the 18th February, 2002. The Amendment Act and the Screening Test Regulations are available for reference in the MCI Website: www.mciindia.org.

The Screening Test will be conducted twice a year as per the Schedule of Examination to be announced by the National Board of Examinations, New Delhi. There shall be three papers of Multiple choice questions in pre-clinical, para-clinical and clinical medicine and its allied subjects including Obstetrics. & Gynaecology. The language of the test shall be English. The test for each paper will be of three hours duration. A candidate has to obtain a minimum of 50% marks in each paper separately for passing the Screening Test. A candidate may avail of maximum of 3 chances (actual appearance) and if he does not qualify in the 3rd chance/ appearance in the test, such candidate will not be eligible for registration by the Council. No candidate shall be allowed to appear in the Screening Test unless:

1. he/she is a citizen of India and possesses any primary medical qualification, either whose name and the institution awarding it are included in the World Directory of Medical Schools, published by the World Health Organisation; or which is confirmed by the Indian Embassy concerned to be a recognised qualification for enrolment as medical practitioner in the country in which the institution awarding the said qualification is situated;
2. he/she had obtained 'Eligibility Certificate' from the Medical Council of India as per the Eligibility Requirement for taking admission in an undergraduate medical course in a Foreign Medical Institution Regulations, 2002'. This requirement shall not be necessary in respect of Indian citizens who have acquired the medical qualifications from foreign medical institutions or have obtained admission in foreign medical institution before 15th March, 2002.

This press note is published for general information. Further details may be obtained directly from the office of the Medical Council of India, New Delhi.

Sd/
Dr. M. Sachdeva
Secretary, Medical Council of India

MCI-203(9)/2001-Regn./

Dated: 26th February, 2002

The Ambassador, Indian Embassy All countries
The High Commissioner, Indian Embassy
Ambassador / High Commissioner of all Foreign Embassies in India Through Ministry
of External Affairs, Govt. of India, South Block, New Delhi.

Subject: Intimation regarding holding of Screening Test for Indian Citizens holding Foreign Medical Qualifications and issue of Eligibility Certificate to Indian candidates going abroad for joining undergraduate medical course in a foreign medical institution - Reg.

Sir,

This is to bring to your kind notice that the Indian Medical Council Act, 1956 has been amended by the Indian Medical Council (Amendment) Act, 2001 under which Regulations have been approved by the Central Govt. and notified in the Gazette of India which provide broadly for the following:

1. No new primary medical qualification (equivalent to MBBS in India) granted by any medical institution outside India shall be included in the Schedules to the Indian Medical Council Act after coming into force of the Indian Medical Council (Amendment) Act, 2001 i.e. 3rd December - 2014, 2001.
2. A citizen of India possessing a primary medical qualification as defined in the enclosed Screening Test Regulations, 2002 {para 2(f)} granted by any medical institution in any country outside India and who is desirous of getting provisional or permanent registration with the Medical Council of India or any State Medical Council on or after the 15th March, 2002 shall have to qualify a screening test conducted by the prescribed authority.
3. An Indian citizen seeking admission in a foreign medical institution for obtaining a primary medical qualification as defined in the enclosed Screening Test Regulations, 2002 {para 2(f)} on or after the 15th March, 2002 shall be eligible to appear in the Screening Test only if he possesses the eligibility qualification as per the regulations framed by the MCI (for admission to MBBS course in India) – Extracts of Graduate Medical Education Regulations are enclosed for reference.
4. Any person who is desirous of joining an undergraduate medical course in any foreign medical institution on or after 15th March, 2002 should approach the Medical Council of India, New Delhi for issue of Eligibility Certificate for that purpose as per the Eligibility

Requirement for Taking Admission in an Undergraduate Medical Course in a Foreign Medical Institution Regulations, 2002. All such candidates will be allowed to appear in the screening test only if they produce the eligibility certificate, after completion of the medical course abroad and if they are eligible to sit for the screening test as prescribed in the Screening Test Regulations, 2002.

A copy each of the following documents are sent herewith for information and necessary action:-

- ◆ Indian Medical Council (Amendment) Act, 2001 (published in the Gazette of India Extraordinary issue dated 3rd December - 2014, 2001).
- ◆ The Screening Test Regulations, 2002 (published in the Gazette of India Extraordinary issue dated the 18th February, 2002).
- ◆ The Eligibility Requirement for Taking Admission in an Undergraduate Medical Course in a Foreign Medical Institution Regulations, 2002.
- ◆ Extracts of Graduate Medical Education Regulations – Regarding Eligibility requirement for admission to medical course in India.

It is requested that wide publicity may please be given to all Foreign medical institutions conducting medical courses leading to the award of primary medical qualification as defined in the enclosed Screening Test Regulations, 2002 {para 2(f)} (equivalent to MBBS) in the foreign country concerned as well as the concerned Ministries/departments of the Govt. of the foreign country, the concerned Medical Council or equivalent authority for recognition of medical qualifications/grant of permission to practice medicine in that country so that all Indian students already undergoing training/medical course for obtaining primary medical qualification in any institution in the foreign country are properly apprised of the Regulations so that they may approach the prescribed authority for appearing in the screening test only if they fulfill the requirements prescribed in the Regulations and the scheme for conducting the screening test. It will be appreciated if an acknowledgement is sent to this Council along with a report on action taken, for the information of this Council. The above details are also available in the MCI website: www.mciindia.org.

Yours Faithfully

Sd/

Dr. M. Sachdeva
Secretary, Medical Council of India

Medical Council of India
Pocket -14, Sector -8, Dwarka, New Delhi -110077

PUBLIC NOTICE

This is to inform to all concerned that the requirement of obtaining Eligibility Certificate to pursue Primary Medical Qualification (MBBS or its equivalent) by an Indian Citizen/Overseas Citizen of India is mandatory in terms of section 13(4B) of the Indian Medical Council Act, 1956. It is also brought to attention that the requirement of obtaining Eligibility Certificate was dispensed with by the India Medical Council (Amendment) First and Second Ordinance, 2013. However, with the lapse of the Indian Medical Council (Amendment) Second Ordinance, 2013, the requirement of obtaining Eligibility Certificate from the Medical Council of India stands revived w.e.f. 04.01.2014.

The Executive Committee of the Council has decided to restart issuance of Eligibility Certificate w.e.f the current Academic Year i.e 2016-2017.

Accordingly, public at large is hereby informed that in terms of Section 13(4B) of the Indian Medical Council Act, 1956 and Clause 4(2) of the Screening Test Regulation, 2002, an Indian National/Overseas Citizen of India who desires to take admission into MBBS or its equivalent course in a Medical University/Institution outside the country, is required to obtain Eligibility Certificate from the Medical Council of India, New Delhi before leaving the country. It is not permissible for holder of a primary medical qualification to appear in the Screening Test without obtaining an Eligibility Certificate from Medical Council of India.

Therefore, all the applicants who have taken and/or desire to take admission into MBBS or its equivalent course in a Medical University/Institution outside the country may apply for Eligibility Certificate to the Medical Council of India, New Delhi on the prescribed application Form No. 1 along with all relevant documents and fee. The said application form may be downloaded from the MCI website www.mciindia.org.

(Dr. Reena Nayyar)
Secretary (I/c)

National Board of Examinations
Medical Enclave, Ansari Nagar,
Mahatma Gandhi Marg (Ring Road)
New Delhi- 110029

Candidate Helpline: 022 - 61087595
(Monday to Friday: 09:30AM to 06:00 PM)
Website: www.natboard.edu.in and www.nbe.edu.in